YKC 030 –L100 – B 2.5 R E – H1 K1 S3 3/50W

电动缸系列
Electric cylinder series

截面尺寸(mm)
Section size
30x30

行程(mm)
Travel distance
20~100
20间隔
20mm Pitch

丝杆类型
Screw type
A:梯形
Trapezoid
B:滚珠
Ball bearings

丝杆导程
Lead Screw
2.5mm

减速比/功率
Reduction /ratio power

推杆设计
Push rod design
R:可旋转
Rotatable
无:不可旋转
Non rotatable

电机连接
Motor connection
E:直连
Direct connection
F:折返
Turn back
L:转角
Corner

电缸安装方式
Installation method of electric cylinder
H1:底部螺纹
Bottom thread
H2:底板
Base plate
H3:前法兰
Front flange
H4:尾部法兰
Tail flange
H5:尾部凸销
Tail protruding pin
H6:尾部销孔
Tail pin hole
H7:客户定制
Customer customization

负载连接方式
Load connection method
K1:外螺纹
External thread
K2:内螺纹
Internal thread
K3:杆端关节轴承
Rod end joint bearing
K4:杆端双叉销孔
Double fork pin hole at the rod end
K5:浮动接头
Floating connector
K6:用户定制
User customization

传感器
sensor
S3:3只标配常开
3 are normally open as standard
S2.1:2常闭1常开
1 2 normally closed 1 normally open
N3:3只NPN常开
3 NPN normally open
P3:3只PNP常开
3 PNP normally open
N2.1:NPN 2常闭1常开
1 NPN 2 normally closed 1 normally open
P2.1:PNP 2常闭1常开
1 PNP 2 normally closed 1 normally open

缸体内径(mm) Inner diameter of cylinder body	∅20	
缸体外形(mm) Cylinder body shape	∅30	
丝杆直径(mm) Screw diameter	∅8	
伺服功率 Servo power	42(步进)	100W
伺服转速(r/min) Servo speed	500	3000
导程(mm) Lead	2.5	2.5
减速比 Reduction ratio	1	1
最高速度(mm/s) Maximum speed	20	125
额定出力(Kg) Rated output	18	20
额定承载 Rated load capacity	25kg	
本体最大承载 Maximum load-bearing capacity of the body	30kg	
有效行程(mm) Effective travel distance	20-100	
重复定位精度(mm) Repetitive positioning accuracy	±0.02/±0.01(研磨丝杆)	
防护等级 Protection grade	Ip65	
有效行程 Effective stroke	20	40
重量kg Weight	0.506	0.558
	行程每增加20mm,重量增加0.052kg For every 20mm increase in travel, the weight increases by0.052kg	

注:其他功率伺服电机匹配参数请与我们联系:18068262110
Note: For other matching parameters of power servo motors, please contact us at 18068262110

负载连接方式 Load connection method

*注:其他连接方式需要定制时请与我司工程师联系
*Note: If other connection methods need to be customized, please contact our engineers

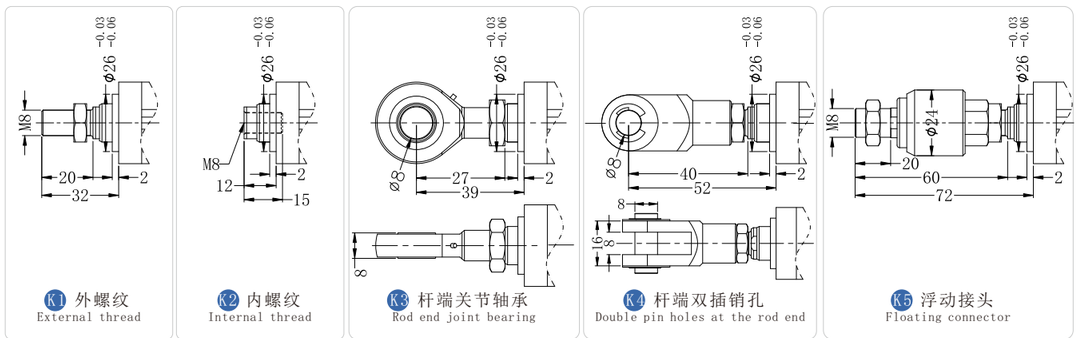

直连式 Direct connection type

2D CAD 3D CAD

*注:匹配不同品牌电机减速机、不同功率时,电机安装板尺寸可能会有变化
*Note: When matching different brands of motor reducers and different powers, the size of the motor mounting plate may vary

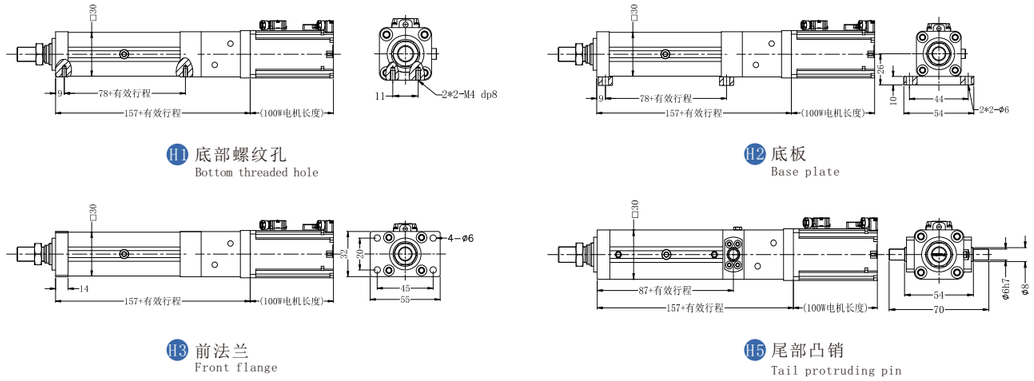

折返式 Foldback

2D CAD 3D CAD

*注:匹配不同品牌电机减速机、不同功率时,电机安装板尺寸可能会有变化
*Note: When matching different brands of motor reducers and different powers, the size of the motor mounting plate may vary

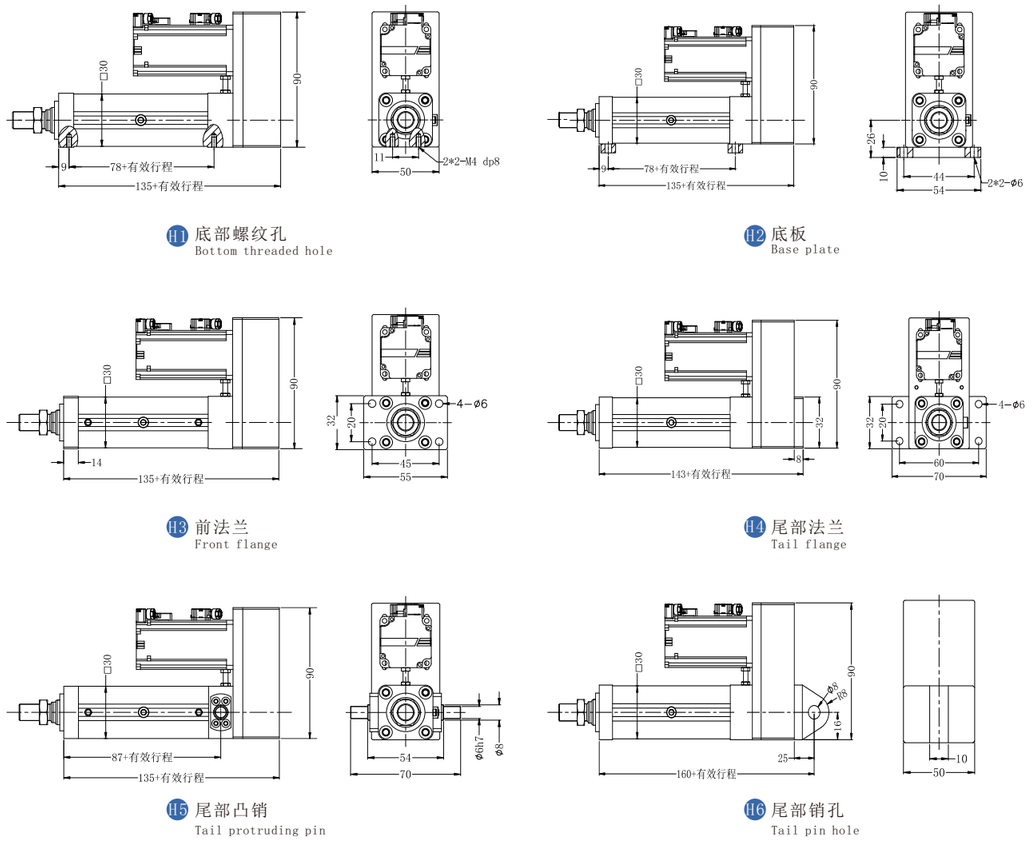

注:折返式行程≤50mm时,电机长度可能会超过前法兰
Note: When the return stroke is ≤50mm, the motor length may exceed the front flange

YKC 040 –L100 – B 2.5 R E – H1 K1 S3 3/50W

电动缸系列
Electric cylinder series

截面尺寸(mm)
Section size
40x40

行程(mm)
Travel distance
20~200
20间隔
20mm Pitch

丝杆类型
Screw type
A:梯形
Trapezoid
B:滚珠
Ball bearings

丝杆导程
Lead Screw
2.5mm

减速比/功率
Reduction /ratio power

推杆设计
Push rod design
R:可旋转
Rotatable
无:不可旋转
Non rotatable

电机连接
Motor connection
E:直连
Direct connection
F:折返
Turn back
L:转角
Corner

电缸安装方式
Installation method of electric cylinder
H1:底部螺纹
Bottom thread
H2:底板
Base plate
H3:前法兰
Front flange
H4:尾部法兰
Tail flange
H5:尾部凸销
Tail protruding pin
H6:尾部销孔
Tail pin hole
H7:客户定制
Customer customization

负载连接方式
Load connection method
K1:外螺纹
External thread
K2:内螺纹
Internal thread
K3:杆端关节轴承
Rod end joint bearing
K4:杆端双叉销孔
Double fork pin hole at the rod end
K5:浮动接头
Floating connector
K6:用户定制
User customization

传感器
sensor
S3:3只标配常开
3 are normally open as standard
S2.1:2常闭1常开
1 2 normally closed 1 normally open
N3:3只NPN常开
3 NPN normally open
P3:3只PNP常开
3 PNP normally open
N2.1:NPN 2常闭1常开
1 NPN 2 normally closed 1 normally open
P2.1:PNP 2常闭1常开
1 PNP 2 normally closed 1 normally open

缸体内径(mm) Inner diameter of cylinder body	∅25	
缸体外形(mm) Cylinder body shape	40*40	
丝杆直径(mm) Screw diameter	∅10	
伺服功率 Servo power	42(步进)	100W
伺服转速(r/min) Servo speed	500	3000
导程(mm) Lead	2.5	2.5
减速比 Reduction ratio	1	1
最高速度(mm/s) Maximum speed	20	125
额定出力(Kg) Rated output	25	30
额定承载 Rated load capacity	30kg	
本体最大承载 Maximum load-bearing capacity of the body	35kg	
有效行程(mm) Effective travel distance	20-200	
重复定位精度(mm) Repetitive positioning accuracy	±0.02	
防护等级 Protection grade	Ip65	
有效行程 Effective stroke	20	40
重量kg Weight	0.725	0.794
	行程每增加20mm,重量增加0.069kg For every 20mm increase in travel, the weight increases by 0.069kg	

注:其他功率伺服电机匹配参数请与我们联系:18068262110
Note: For other matching parameters of power servo motors, please contact us at 18068262110

负载连接方式 Load connection method

*注:其他连接方式需要定制时请与我司工程师联系
*Note: If other connection methods need to be customized, please contact our engineers

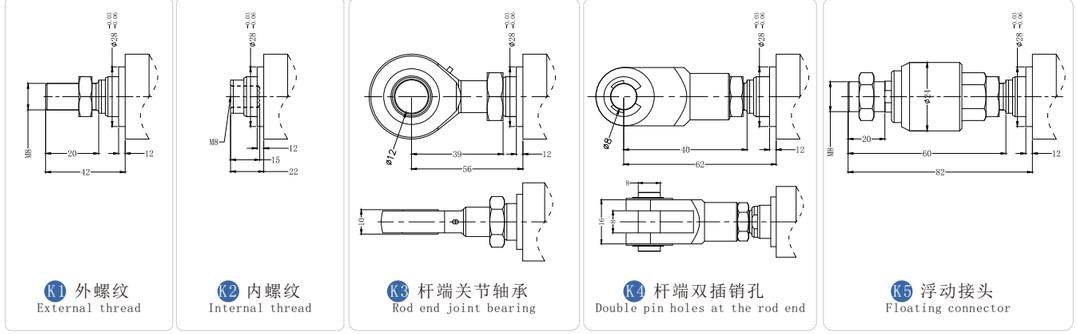

K1 外螺纹 External thread
K2 内螺纹 Internal thread
K3 杆端关节轴承 Rod end joint bearing
K4 杆端双插销孔 Double pin holes at the rod end
K5 浮动接头 Floating connector

直连式 Direct connection type

2D CAD 3D CAD

*注:匹配不同品牌电机减速机、不同功率时,电机安装板尺寸可能会有变化
*Note: When matching different brands of motor reducers and different powers, the size of the motor mounting plate may vary

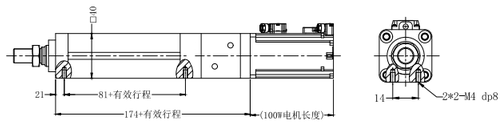

H1 底部螺纹孔 Bottom threaded hole

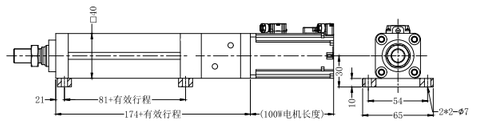

H2 底板 Base plate

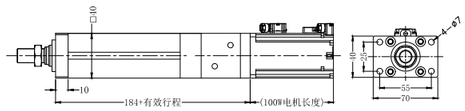

H3 前法兰 Front flange

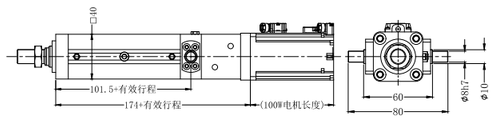

H5 尾部凸销 Tail protruding pin

折返式 Foldback

2D CAD 3D CAD

*注:匹配不同品牌电机减速机、不同功率时,电机安装板尺寸可能会有变化
*Note: When matching different brands of motor reducers and different powers, the size of the motor mounting plate may vary

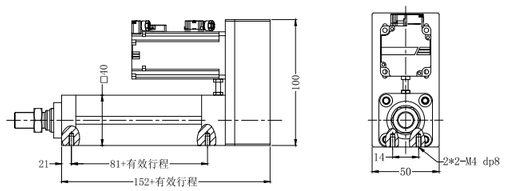

H1 底部螺纹孔 Bottom threaded hole

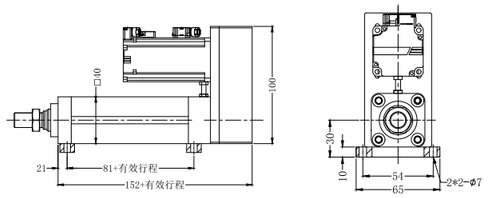

H2 底板 Base plate

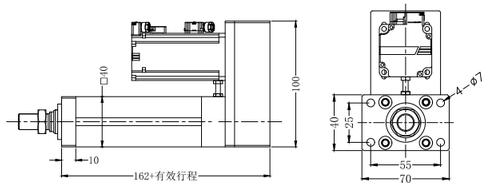

H3 前法兰 Front flange

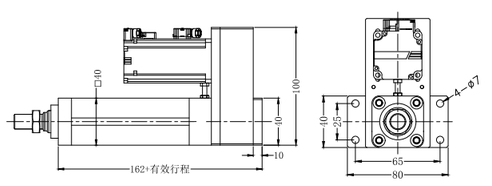

H4 尾部法兰 Tail flange

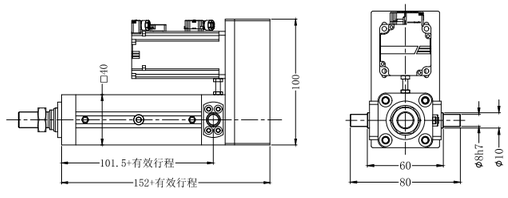

H5 尾部凸销 Tail protruding pin

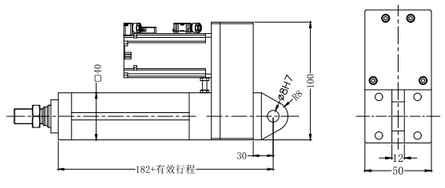

H6 尾部销孔 Tail pin hole

注:折返式行程≤50mm时,电机长度可能会超过前法兰
Note: When the return stroke is ≤50mm, the motor length may exceed the front flange

YKC 045 – L100 – B 5 R E – H1 K1 S3 3/50W

电动缸系列 Electric cylinder series

截面尺寸(mm) Section size
44x44

行程(mm) Travel distance
50~300
50间隔
50mm Pitch

丝杆类型 Screw type
A:梯形 Trapezoid
B:滚珠 Ball bearings

丝杆导程 Lead Screw
5mm

减速比/功率 Reduction /ratio power

推杆设计 Push rod design
R:可旋转 Rotatable
无:不可旋转 Non rotatable

电机连接 Motor connection
E:直连 Direct connection
F:折返 Turn back
L:转角 Corner

电缸安装方式 Installation method of electric cylinder
H1:底部螺纹 Bottom thread
H2:底板 Base plate
H3:前法兰 Front flange
H4:尾部法兰 Tail flange
H5:尾部凸销 Tail protruding pin
H6:尾部销孔 Tail pin hole
H7:客户定制 Customer customization

负载连接方式 Load connection method
K1:外螺纹 External thread
K2:内螺纹 Internal thread
K3:杆端关节轴承 Rod end joint bearing
K4:杆端双叉销孔 Double fork pin hole at the rod end
K5:浮动接头 Floating connector
K6:用户定制 User customization

传感器 sensor
S3:3只标配常开 3 are normally open as standard
S2.1:2常闭1常开 1 2 normally closed 1 normally open
N3:3只NPN常开 3 NPN normally open
P3:3只PNP常开 3 PNP normally open
N2.1:NPN 2常闭1常开 1 NPN 2 normally closed 1 normally open
P2.1:PNP 2常闭1常开 1 PNP 2 normally closed 1 normally open

缸体内径 (mm) Inner diameter of cylinder body	∅32	
缸体外形 (mm) Cylinder body shape	44*44	
丝杆直径 (mm) Screw diameter	∅12	
伺服功率 Servo power	42W	200W
伺服转速(r/min) Servo speed	500	3000
导程(mm) Lead	5	5
减速比 Reduction ratio	1	1
最高速度(mm/s) Maximum speed	250	250
额定出力(Kg) Rated output	28	50
额定承载 Rated load capacity	50kg	
本体最大承载 Maximum load-bearing capacity of the body	70kg	
有效行程(mm) Effective travel distance	50-300	
重复定位精度(mm) Repetitive positioning accuracy	±0.02/±0.01(研磨丝杆)	
防护等级 Protection grade	Ip65	
有效行程 Effective stroke	50	100
重量kg Weight	1.219	1.314
	行程每增加50mm,重量增加0.095kg For every 50mm increase in travel, the weight increases by 0.095kg	

注:其他功率伺服电机匹配参数请与我们联系:18068262110
Note: For other matching parameters of power servo motors, please contact us at 18068262110

负载连接方式 Load connection method

*注:其他连接方式需要定制时请与我司工程师联系
*Note: If other connection methods need to be customized, please contact our engineers

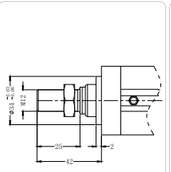

K1 外螺纹 External thread

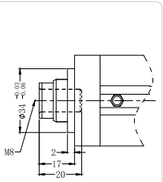

K2 内螺纹 Internal thread

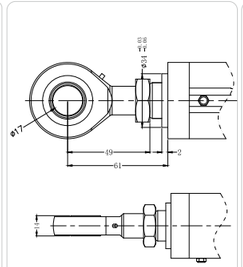

K3 杆端关节轴承 Rod end joint bearing

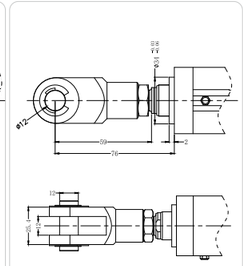

K4 杆端双插销孔 Double pin holes at the rod end

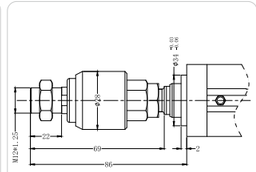

K5 浮动接头 Floating connector

直连式 Direct connection type

2D CAD 3D CAD

*注:匹配不同品牌电机减速机、不同功率时,电机安装板尺寸可能会有变化
*Note: When matching different brands of motor reducers and different powers, the size of the motor mounting plate may vary

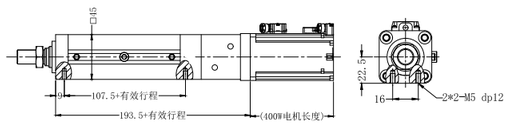

H1 底部螺纹孔 Bottom threaded hole

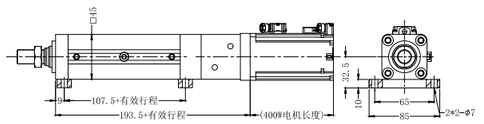

H2 底板 Base plate

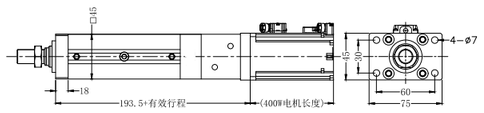

H3 前法兰 Front flange

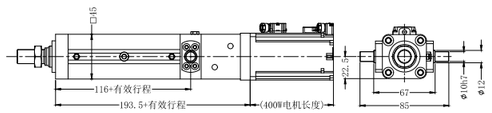

H5 尾部凸销 Tail protruding pin

折返式 Foldback

2D CAD 3D CAD

*注:匹配不同品牌电机减速机、不同功率时,电机安装板尺寸可能会有变化
*Note: When matching different brands of motor reducers and different powers, the size of the motor mounting plate may vary

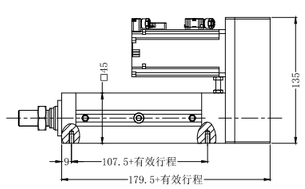

H1 底部螺纹孔 Bottom threaded hole

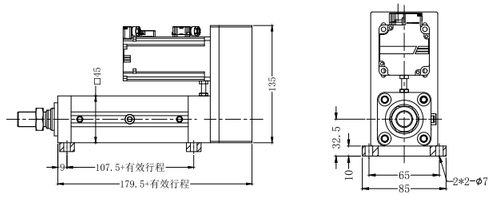

H2 底板 Base plate

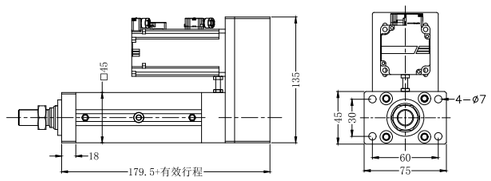

H3 前法兰 Front flange

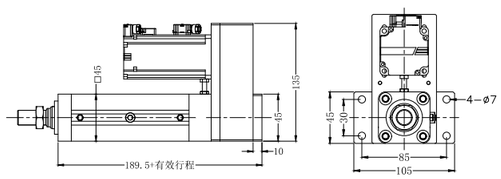

H4 尾部法兰 Tail flange

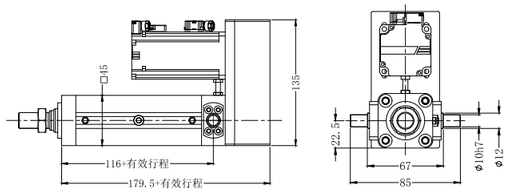

H5 尾部凸销 Tail protruding pin

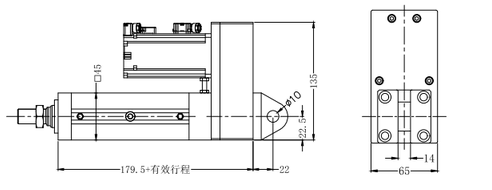

H6 尾部销孔 Tail pin hole

注:折返式行程≤50mm时,电机长度可能会超过前法兰
Note: When the return stroke is ≤50mm, the motor length may exceed the front flange

YKC 050 – L100 – B 5 R E – H1 K1 S3 3/50W

电动缸系列 Electric cylinder series
YKC

截面尺寸(mm) Section size
53x53

行程(mm) Travel distance
50~500
50间隔
50mm Pitch

丝杆类型 Screw type
A:梯形 Trapezoid
B:滚珠 Ball bearings

丝杆导程 Lead Screw
5mm

减速比/功率 Reduction /ratio power

推杆设计 Push rod design
R:可旋转 Rotatable
无:不可旋转 Non rotatable

电机连接 Motor connection
E:直连 Direct connection
F:折返 Turn back
L:转角 Corner

电缸安装方式 Installation method of electric cylinder
H1:底部螺纹 Bottom thread
H2:底板 Base plate
H3:前法兰 Front flange
H4:尾部法兰 Tail flange
H5:尾部凸销 Tail protruding pin
H6:尾部销孔 Tail pin hole
H7:客户定制 Customer customization

负载连接方式 Load connection method
K1:外螺纹 External thread
K2:内螺纹 Internal thread
K3:杆端关节轴承 Rod end joint bearing
K4:杆端双叉销孔 Double fork pin hole at the rod end
K5:浮动接头 Floating connector
K6:用户定制 User customization

传感器 sensor
S3:3只标配常开 3 are normally open as standard
S2.1:2常闭1常开 1 2 normally closed 1 normally open
N3:3只NPN常开 3 NPN normally open
P3:3只PNP常开 3 PNP normally open
N2.1:NPN 2常闭1常开 1 NPN 2 normally closed 1 normally open
P2.1:PNP 2常闭1常开 1 PNP 2 normally closed 1 normally open

缸体内径 (mm) Inner diameter of cylinder body	∅40	
缸体外形 (mm) Cylinder body shape	53*53	
丝杆直径 (mm) Screw diameter	∅16	
伺服功率 Servo power	57(步进)	400
伺服转速(r/min) Servo speed	500	3000
导程(mm) Lead	5	10
减速比 Reduction ratio	1	1
最高速度(mm/s) Maximum speed	250	500
额定出力(Kg) Rated output	30	50
额定承载 Rated load capacity	100kg	
本体最大承载 Maximum load-bearing capacity of the body	200kg	
有效行程(mm) Effective travel distance	50-500	
重复定位精度(mm) Repetitive positioning accuracy	±0.02/±0.01(研磨丝杆)	
防护等级 Protection grade	Ip65	
有效行程 Effective stroke	50	100
重量kg Weight	1.977	2.115
	行程每增加50mm,重量增加0.138kg For every 50mm increase in travel, the weight increases by 0.138kg	

注:其他功率伺服电机匹配参数请与我们联系:18068262110
Note: For other matching parameters of power servo motors, please contact us at 18068262110

负载连接方式 Load connection method

*注:其他连接方式需要定制时请与我司工程师联系
*Note: If other connection methods need to be customized, please contact our engineers

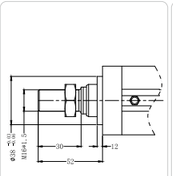

K1 外螺纹 External thread

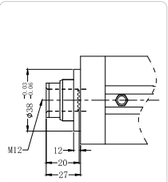

K2 内螺纹 Internal thread

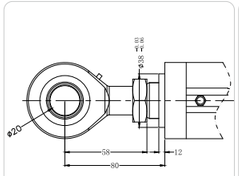

K3 杆端关节轴承 Rod end joint bearing

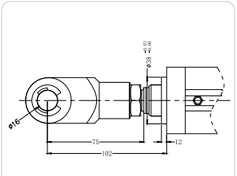

K4 杆端双插销孔 Double pin holes at the rod end

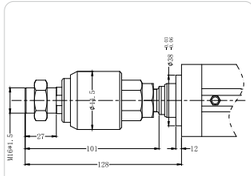

K5 浮动接头 Floating connector

直连式 Direct connection type

2D CAD 3D CAD

*注:匹配不同品牌电机减速机、不同功率时,电机安装板尺寸可能会有变化
*Note: When matching different brands of motor reducers and different powers, the size of the motor mounting plate may vary

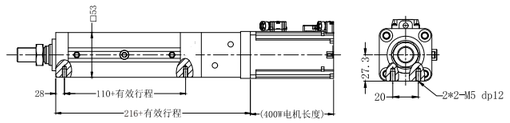

H1 底部螺纹孔 Bottom threaded hole

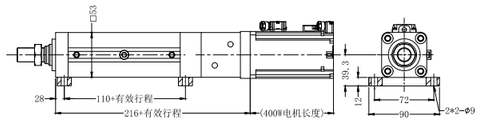

H2 底板 Base plate

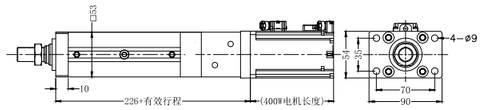

H3 前法兰 Front flange

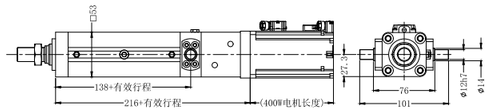

H5 尾部凸销 Tail protruding pin

折返式 Foldback

2D CAD 3D CAD

*注:匹配不同品牌电机减速机、不同功率时,电机安装板尺寸可能会有变化
*Note: When matching different brands of motor reducers and different powers, the size of the motor mounting plate may vary

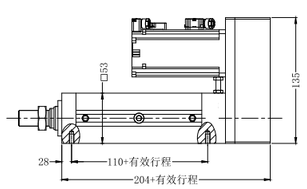

H1 底部螺纹孔 Bottom threaded hole

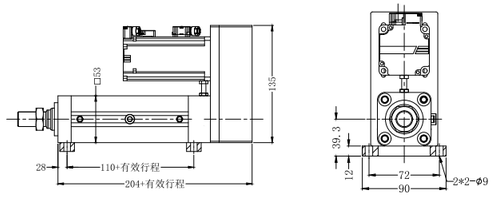

H2 底板 Base plate

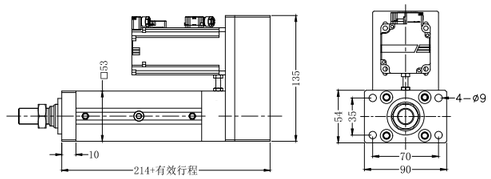

H3 前法兰 Front flange

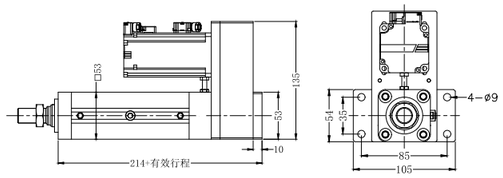

H4 尾部法兰 Tail flange

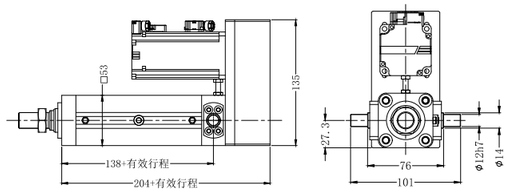

H5 尾部凸销 Tail protruding pin

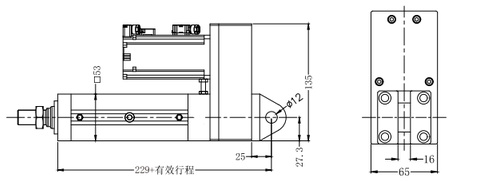

H6 尾部销孔 Tail pin hole

注:折返式行程≤50mm时,电机长度可能会超过前法兰
Note: When the return stroke is ≤50mm, the motor length may exceed the front flange

YKC 065 – L100 – B 5 R E – H1 K1 S3 3/50W

电动缸系列
Electric cylinder series

截面尺寸(mm)
Section size
64x64

行程(mm)
Travel distance
50~1000
50间隔
50mm Pitch

丝杆类型
Screw type
A:梯形
Trapezoid
B:滚珠
Ball bearings

丝杆导程
Lead Screw
5mm
10mm
16mm
20mm

减速比/功率
Reduction /ratio power

推杆设计
Push rod design
R:可旋转
Rotatable
无:不可旋转
Non rotatable

电机连接
Motor connection
E:直连
Direct connection
F:折返
Turn back
L:转角
Corner

电缸安装方式
Installation method of electric cylinder
H1:底部螺纹
Bottom thread
H2:底板
Base plate
H3:前法兰
Front flange
H4:尾部法兰
Tail flange
H5:尾部凸销
Tail protruding pin
H6:尾部销孔
Tail pin hole
H7:客户定制
Customer customization

负载连接方式
Load connection method
K1:外螺纹
External thread
K2:内螺纹
Internal thread
K3:杆端关节轴承
Rod end joint bearing
K4:杆端双叉销孔
Double fork pin hole at the rod end
K5:浮动接头
Floating connector
K6:用户定制
User customization

传感器
sensor
S3:3只标配常开
3 are normally open as standard
S2.1:2常闭1常开
1 2 normally closed 1 normally open
N3:3只NPN常开
3 NPN normally open
P3:3只PNP常开
3 PNP normally open
N2.1:NPN 2常闭1常开
1 NPN 2 normally closed 1 normally open
P2.1:PNP 2常闭1常开
1 PNP 2 normally closed 1 normally open

缸体内径(mm) Inner diameter of cylinder body	∅50									
缸体外形(mm) Cylinder body shape	64*64									
丝杆直径(mm) Screw diameter	∅16									
伺服功率 Servo power	400W					750W				
伺服转速(r/min) Servo speed	3000					3000				
导程(mm) Lead	5		10		20	5	10		20	
减速比 Reduction ratio	1	3	1	5	1	10	1	1	3	1
最高速度(mm/s) Maximum speed	250	83	500	100	1000	100	250	500	166	1000
额定出力(Kg) Rated output	110	300	56	287	28	287	216	108	300	54
额定承载 Rated load capacity	300kg									
本体最大承载 Maximum load-bearing capacity of the body	400kg									
行程(mm) stroke	50-1000									
重复定位精度(mm) Repetitive positioning accuracy	±0.02/±0.01(研磨丝杆)									
防护等级 Protection grade	Ip65									
有效行程 Effective stroke	50	100	150	200	250	300	350	400	450	500
重量kg Weight	3.4	3.8	4.6	5.1	5.6	6.1	6.6	7.1	7.6	8.1
	行程每增加50mm,重量增加0.4kg For every50mm increase in travel, the weight increases by 0.4kg									

注:其他功率伺服电机匹配参数请与我们联系:18068262110
Note: For other matching parameters of power servo motors, please contact us at 18068262110

负载连接方式 Load connection method

*注:其他连接方式需要定制时请与我司工程师联系
*Note: If other connection methods need to be customized, please contact our engineers

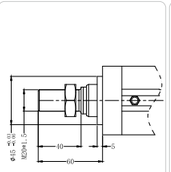

K1 外螺纹
External thread

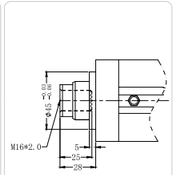

K2 内螺纹
External thread

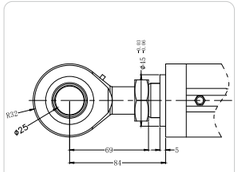

K3 杆端关节轴承
Rod end joint bearing

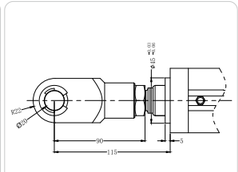

K4 杆端双插销孔
Double pin holes at the rod end

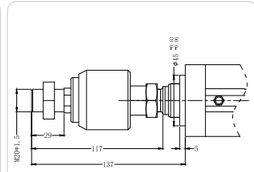

K5 浮动接头
Floating connector

直连式 Direct connection type

2D CAD 3D CAD

*注:匹配不同品牌电机减速机、不同功率时,电机安装板尺寸可能会有变化
*Note: When matching different brands of motor reducers and different powers, the size of the motor mounting plate may vary

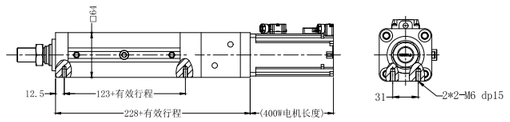

H1 底部螺纹孔
Bottom threaded hole

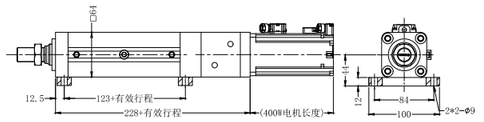

H2 底板
Base plate

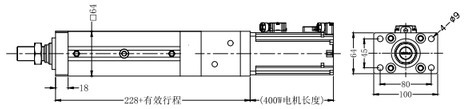

H3 前法兰
Front flange

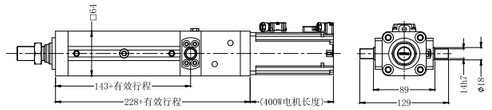

H5 尾部凸销
Tail protruding pin

折返式 Foldback

2D CAD 3D CAD

*注:匹配不同品牌电机减速机、不同功率时,电机安装板尺寸可能会有变化
*Note: When matching different brands of motor reducers and different powers, the size of the motor mounting plate may vary

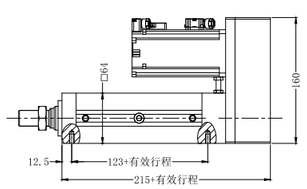

H1 底部螺纹孔
Bottom threaded hole

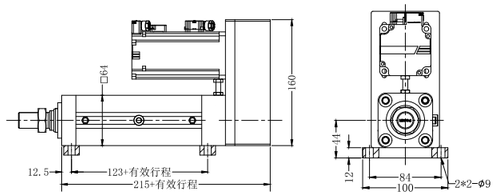

H2 底板
Base plate

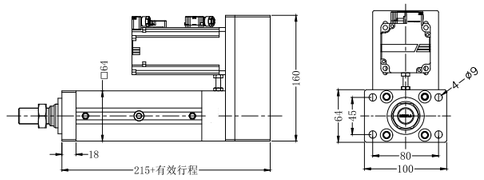

H3 前法兰
Front flange

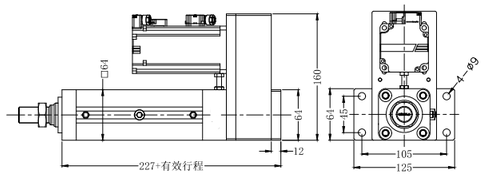

H4 尾部法兰
Tail flange

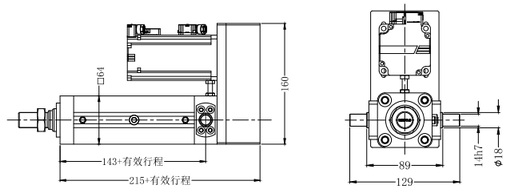

H5 尾部凸销
Tail protruding pin

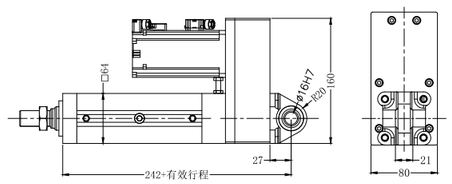

H6 尾部销孔
Tail pin hole

注:折返式行程≤50mm时,电机长度可能会超过前法兰
Note: When the return stroke is ≤50mm, the motor length may exceed the front flange

YKC 075 – L100 – B 5 R E – H1 K1 S3 3/50W

电动缸系列
Electric cylinder series

截面尺寸(mm)
Section size
75x75

行程(mm)
Travel distance
50~1500
50间隔
50mm Pitch

丝杆类型
Screw type
A:梯形
Trapezoid
B:滚珠
Ball bearings

丝杆导程
Lead Screw
5mm
10mm
20mm

减速比/功率
Reduction /ratio power

推杆设计
Push rod design
R:可旋转
Rotatable
无:不可旋转
Non rotatable

电机连接
Motor connection
E:直连
Direct connection
F:折返
Turn back
L:转角
Corner

电缸安装方式
Installation method of electric cylinder
H1:底部螺纹
Bottom thread
H2:底板
Base plate
H3:前法兰
Front flange
H4:尾部法兰
Tail flange
H5:尾部凸销
Tail protruding pin
H6:尾部销孔
Tail pin hole
H7:客户定制
Customer customization

负载连接方式
Load connection method
K1:外螺纹
External thread
K2:内螺纹
Internal thread
K3:杆端关节轴承
Rod end joint bearing
K4:杆端双叉销孔
Double fork pin hole at the rod end
K5:浮动接头
Floating connector
K6:用户定制
User customization

传感器
sensor
S3:3只标配常开
3 are normally open as standard
S2.1:2常闭1常开
1 2 normally closed 1 normally open
N3:3只NPN常开
3 NPN normally open
P3:3只PNP常开
3 PNP normally open
N2.1:NPN 2常闭1常开
1 NPN 2 normally closed 1 normally open
P2.1:PNP 2常闭1常开
1 PNP 2 normally closed 1 normally open

缸体内径(mm) Inner diameter of cylinder body	∅63							
缸体外形(mm) Cylinder body shape	75*75							
丝杆直径(mm) Screw diameter	∅20							
伺服功率 Servo power	750W				1KW			
伺服转速(r/min) Servo speed	3000				3000			
导程(mm) Lead	10		20		10	20		
减速比 Reduction ratio	1	5	1	10	1	1	7	
最高速度(mm/s) Maximum speed	500	100	1000	100	500	1000	142	
额定出力(Kg) Rated output	108	500	53	500	143	71	500	
额定承载 Rated load capacity	500kg							
本体最大承载 Maximum load-bearing capacity of the body	700kg							
行程(mm) stroke	50-1500							
重复定位精度(mm) Repetitive positioning accuracy	±0.02/±0.01(研磨丝杆)							
防护等级 Protection grade	Ip65							
有效行程 Effective stroke	50	100	150	200	250	300	350	400	450
重量kg Weight	4.8	5.4	6	6.6	7.2	7.8	8.4	9	9.6
	行程每增加50mm,重量增加0.6kg For every50mm increase in travel, the weight increases by 0.6kg								

注:其他功率伺服电机匹配参数请与我们联系:18068262110
Note: For other matching parameters of power servo motors, please contact us at 18068262110

负载连接方式 Load connection method

*注:其他连接方式需要定制时请与我司工程师联系
*Note: If other connection methods need to be customized, please contact our engineers

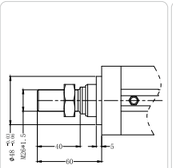

K1 外螺纹
External thread

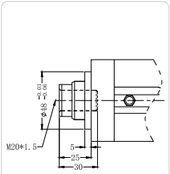

K2 内螺纹
External thread

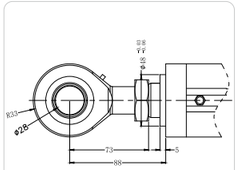

K3 杆端关节轴承
Rod end joint bearing

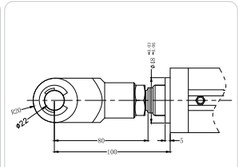

K4 杆端双插销孔
Double pin holes at the rod end

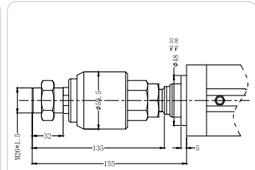

K5 浮动接头
Floating connector

直连式 Direct connection type

2D CAD 3D CAD

*注:匹配不同品牌电机减速机、不同功率时,电机安装板尺寸可能会有变化
*Note: When matching different brands of motor reducers and different powers, the size of the motor mounting plate may vary

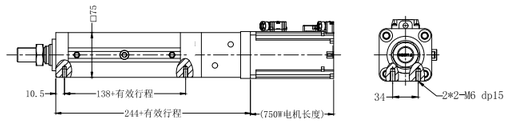

H1 底部螺纹孔
Bottom threaded hole

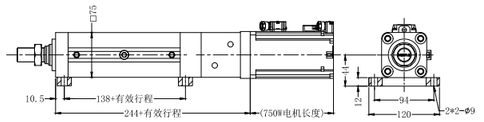

H2 底板
Base plate

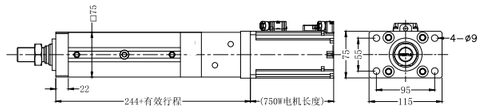

H3 前法兰
Front flange

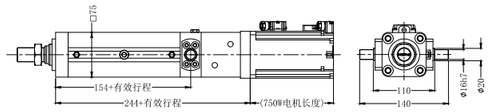

H5 尾部凸销
Tail protruding pin

折返式 Foldback

2D CAD 3D CAD

*注:匹配不同品牌电机减速机、不同功率时,电机安装板尺寸可能会有变化
*Note: When matching different brands of motor reducers and different powers, the size of the motor mounting plate may vary

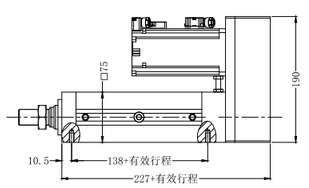

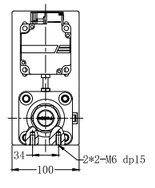

H1 底部螺纹孔
Bottom threaded hole

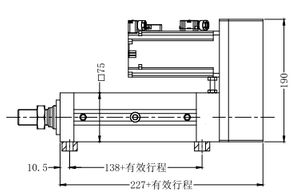

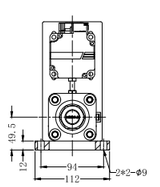

H2 底板
Base plate

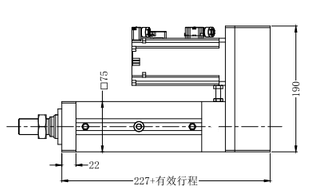

H3 前法兰
Front flange

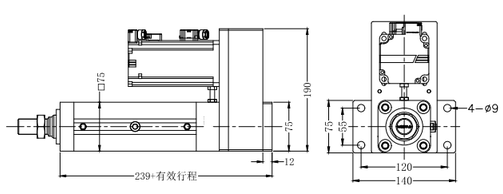

H4 尾部法兰
Tail flange

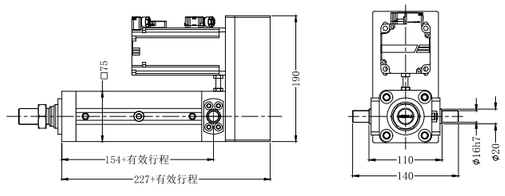

H5 尾部凸销
Tail protruding pin

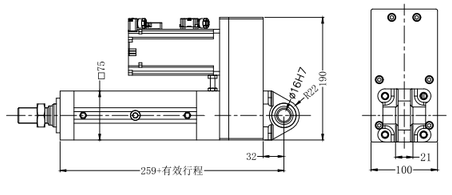

H6 尾部销孔
Tail pin hole

注:折返式行程≤100mm时,电机长度可能会超过前法兰
Note: When the return stroke is ≤100mm, the motor length may exceed the front flange

YKC 095 – L100 – B 5 R E – H1 K1 S3 3/50W

电动缸系列
Electric cylinder series

截面尺寸(mm)
Section size
95x95

行程(mm)
Travel distance
50~1500
50间隔
50mm Pitch

丝杆类型
Screw type
A:梯形
Trapezoid
B:滚珠
Ball bearings

丝杆导程
Lead Screw
5mm
10mm
25mm

减速比/功率
Reduction /ratio power

推杆设计
Push rod design
R:可旋转
Rotatable
无:不可旋转
Non rotatable

电机连接
Motor connection
E:直连
Direct connection
F:折返
Turn back
L:转角
Corner

电缸安装方式
Installation method of electric cylinder
H1:底部螺纹
Bottom thread
H2:底板
Base plate
H3:前法兰
Front flange
H4:尾部法兰
Tail flange
H5:尾部凸销
Tail protruding pin
H6:尾部销孔
Tail pin hole
H7:客户定制
Customer customization

负载连接方式
Load connection method
K1:外螺纹
External thread
K2:内螺纹
Internal thread
K3:杆端关节轴承
Rod end joint bearing
K4:杆端双叉销孔
Double fork pin hole at the rod end
K5:浮动接头
Floating connector
K6:用户定制
User customization

传感器
sensor
S3:3只标配常开
3 are normally open as standard
S2.1:2常闭1常开
1 2 normally closed 1 normally open
N3:3只NPN常开
3 NPN normally open
P3:3只PNP常开
3 PNP normally open
N2.1:NPN 2常闭1常开
1 NPN 2 normally closed 1 normally open
P2.1:PNP 2常闭1常开
1 PNP 2 normally closed 1 normally open

缸体内径(mm) Inner diameter of cylinder body	∅80							
缸体外形(mm) Cylinder body shape	93*93							
丝杆直径(mm) Screw diameter	∅25							
伺服功率 Servo power	1KW				1.5KW			
伺服转速(r/min) Servo speed	3000				3000			
导程(mm) Lead	10		25		10		25	
减速比 Reduction ratio	1	10	1	25	1	7	1	20
最高速度(mm/s) Maximum speed	500	50	1250	50	500	71	1250	62
额定出力(Kg) Rated output	143	1437	56	1438	215	1509	86	1725
额定承载 Rated load capacity	1.5T							
本体最大承载 Maximum load-bearing capacity of the body	2T							
行程(mm) stroke	50-1500							
重复定位精度(mm) Repetitive positioning accuracy	±0.02/±0.01(研磨丝杆)							
防护等级 Protection grade	Ip65							
有效行程 Effective stroke	50	100	150	200	250	300	350	400
重量kg Weight	9	10	11	12	13	14	15	16
	行程每增加50mm,重量增加1kg For every50mm increase in travel, the weight increases by 1kg							

注:其他功率伺服电机匹配参数请与我们联系:18068262110
Note: For other matching parameters of power servo motors, please contact us at 18068262110

负载连接方式 Load connection method

*注:其他连接方式需要定制时请与我司工程师联系
*Note: If other connection methods need to be customized, please contact our engineers

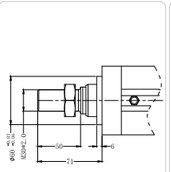

K1 外螺纹
External thread

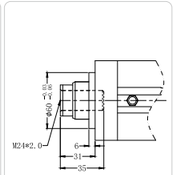

K2 内螺纹
Internal thread

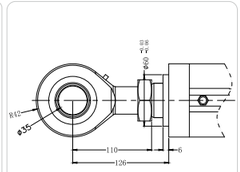

K3 杆端关节轴承
Rod end joint bearing

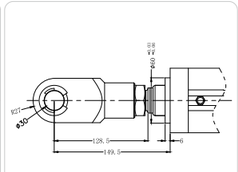

K4 杆端双插销孔
Double pin holes at the rod end

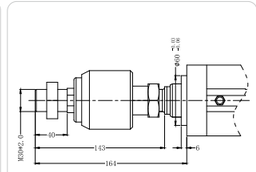

K5 浮动接头
Floating connector

直连式 Direct connection type

2D CAD 3D CAD

*注:匹配不同品牌电机减速机、不同功率时,电机安装板尺寸可能会有变化
*Note: When matching different brands of motor reducers and different powers, the size of the motor mounting plate may vary

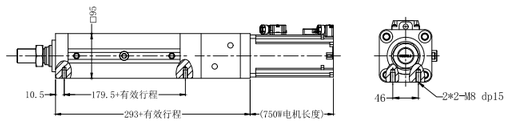

H1 底部螺纹孔
Bottom threaded hole

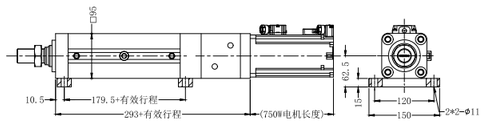

H2 底板
Base plate

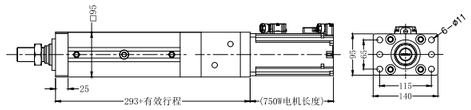

H3 前法兰
Front flange

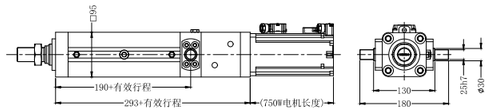

H5 尾部凸销
Tail protruding pin

折返式 Foldback

2D CAD 3D CAD

*注:匹配不同品牌电机减速机、不同功率时,电机安装板尺寸可能会有变化
*Note: When matching different brands of motor reducers and different powers, the size of the motor mounting plate may vary

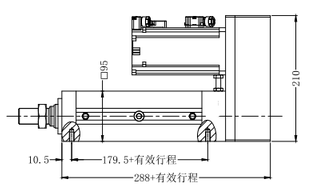

H1 底部螺纹孔
Bottom threaded hole

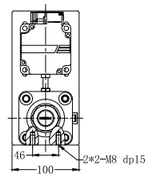

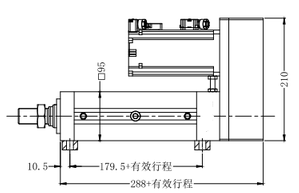

H2 底板
Base plate

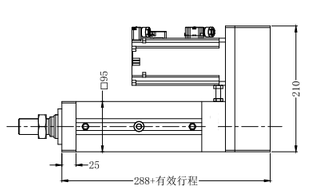

H3 前法兰
Front flange

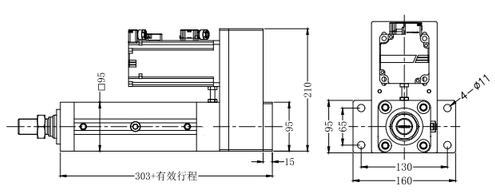

H4 尾部法兰
Tail flange

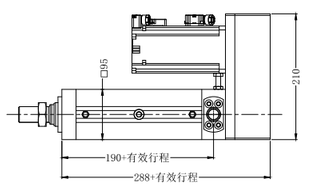

H5 尾部凸销
Tail protruding pin

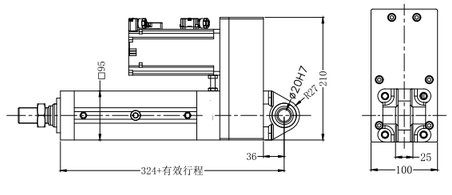

H6 尾部销孔
Tail pin hole

注:折返式行程≤50mm时,电机长度可能会超过前法兰
Note: When the return stroke is ≤50mm, the motor length may exceed the front flange

YKC 110 – L100 – B 5 R E – H1 K1 S3 3/50W

电动缸系列 Electric cylinder series

截面尺寸(mm) Section size
110x110

行程(mm) Travel distance
50~2000
50间隔
50mm Pitch

丝杆类型 Screw type
A:梯形
Trapezoid
B:滚珠
Ball bearings

丝杆导程 Lead Screw
5mm
10mm
20mm
32mm

减速比/功率 Reduction /ratio power

推杆设计 Push rod design
R:可旋转
Rotatable
无:不可旋转
Non rotatable

电机连接 Motor connection
E:直连
Direct connection
F:折返
Turn back
L:转角
Corner

电缸安装方式 Installation method of electric cylinder
H1:底部螺纹
Bottom thread
H2:底板
Base plate
H3:前法兰
Front flange
H4:尾部法兰
Tail flange
H5:尾部凸销
Tail protruding pin
H6:尾部销孔
Tail pin hole
H7:客户定制
Customer customization

负载连接方式 Load connection method
K1:外螺纹
External thread
K2:内螺纹
Internal thread
K3:杆端关节轴承
Rod end joint bearing
K4:杆端双叉销孔
Double fork pin hole at the rod end
K5:浮动接头
Floating connector
K6:用户定制
User customization

传感器 sensor
S3:3只标配常开
3 are normally open as standard
S2.1:2常闭1常开
1 2 normally closed 1 normally open
N3:3只NPN常开
3 NPN normally open
P3:3只PNP常开
3 PNP normally open
N2.1:NPN 2常闭1常开
1 NPN 2 normally closed 1 normally open
P2.1:PNP 2常闭1常开
1 PNP 2 normally closed 1 normally open

缸体内径(mm) Inner diameter of cylinder body	∅100						
缸体外形(mm) Cylinder body shape	111*111						
丝杆直径(mm) Screw diameter	∅32						
伺服功率 Servo power	1.5KW				3KW		
伺服转速(r/min) Servo speed	3000				1500		
导程(mm) Lead	10		20		10	20	
减速比 Reduction ratio	1	15	1	35	1	1	7
最高速度(mm/s) Maximum speed	500	33	1000	23	250	500	71
额定出力(Kg) Rated output	215	3250	107	3000	860	430	3000
额定承载 Rated load capacity	3T						
本体最大承载 Maximum load-bearing capacity of the body	4T						
行程(mm) stroke	50-2000						
重复定位精度(mm) Repetitive positioning accuracy	±0.02/±0.01(研磨丝杆)						
防护等级 Protection grade	Ip65						

有效行程 Effective stroke	50	100	150	200	250	300	350	400	450	450
重量kg Weight	12.3	13.7	15.1	16.5	17.9	19.3	20.7	22.1	23.5	24.9
	行程每增加50mm,重量增加1.4kg For every50mm increase in travel, the weight increases by 1.4kg									

注:其他功率伺服电机匹配参数请与我们联系:18068262110
Note: For other matching parameters of power servo motors, please contact us at 18068262110

负载连接方式 Load connection method

*注:其他连接方式需要定制时请与我司工程师联系
*Note: If other connection methods need to be customized, please contact our engineers

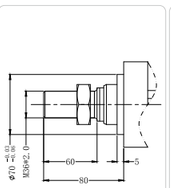

K1 外螺纹
External thread

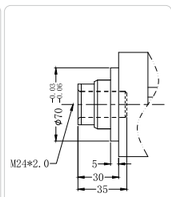

K2 内螺纹
Internal thread

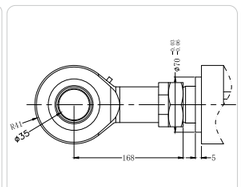

K3 杆端关节轴承
Rod end joint bearing

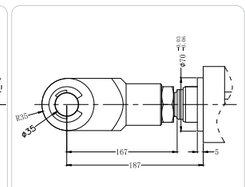

K4 杆端双插销孔
Double pin holes at the rod end

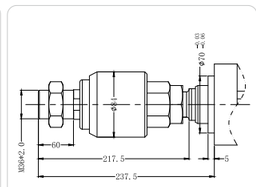

K5 浮动接头
Floating connector

直连式 Direct connection type

2D CAD 3D CAD

*注:匹配不同品牌电机减速机、不同功率时,电机安装板尺寸可能会有变化
*Note: When matching different brands of motor reducers and different powers, the size of the motor mounting plate may vary

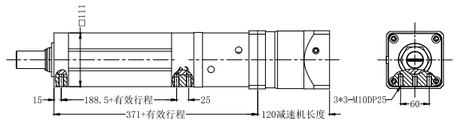

H1 底部螺纹孔
Bottom threaded hole

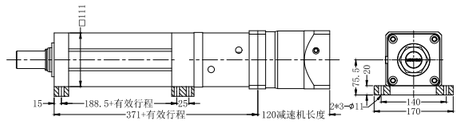

H2 底板
Base plate

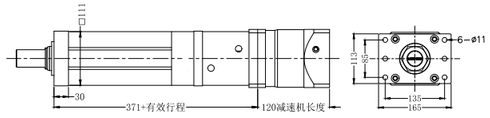

H3 前法兰
Front flange

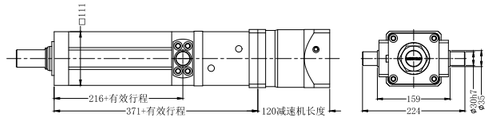

H5 尾部凸销
Tail protruding pin

折返式 Foldback

2D CAD 3D CAD

*注:匹配不同品牌电机减速机、不同功率时,电机安装板尺寸可能会有变化
*Note: When matching different brands of motor reducers and different powers, the size of the motor mounting plate may vary

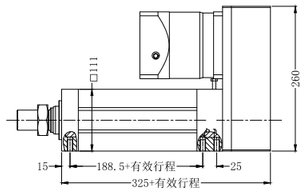

H1 底部螺纹孔
Bottom threaded hole

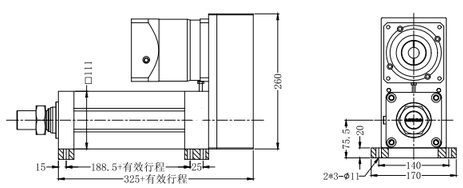

H2 底板
Base plate

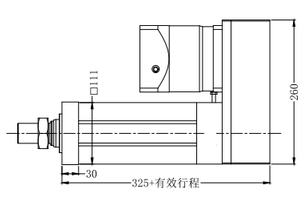

H3 前法兰
Front flange

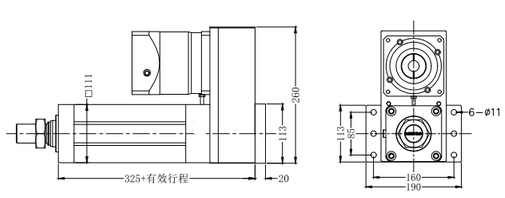

H4 尾部法兰
Tail flange

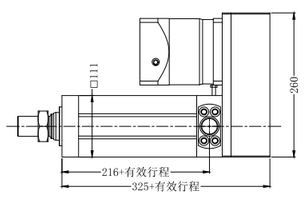

H5 尾部凸销
Tail protruding pin

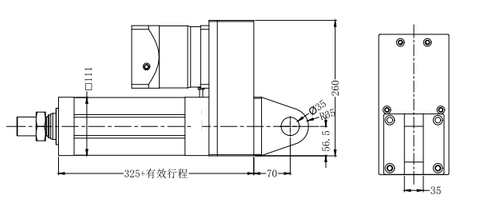

H6 尾部销孔
Tail pin hole

注:折返式行程≤150mm时,电机长度可能会超过前法兰
Note: When the return stroke is ≤150mm, the motor length may exceed the front flange

YKC 135 – L100 – B 5 R E – H1 K1 S3 3/50W

电动缸系列 Electric cylinder series

截面尺寸(mm) Section size
134x134

行程(mm) Travel distance
50~2000
50间隔
50mm Pitch

丝杆类型 Screw type
A:梯形 Trapezoid
B:滚珠 Ball bearings

丝杆导程 Lead Screw
5mm
10mm
20mm
50mm

减速比/功率 Reduction /ratio power

推杆设计 Push rod design
R:可旋转 Rotatable
无:不可旋转 Non rotatable

电机连接 Motor connection
E:直连 Direct connection
F:折返 Turn back
L:转角 Corner

电缸安装方式 Installation method of electric cylinder
H1:底部螺纹 Bottom thread
H2:底板 Base plate
H3:前法兰 Front flange
H4:尾部法兰 Tail flange
H5:尾部凸销 Tail protruding pin
H6:尾部销孔 Tail pin hole
H7:客户定制 Customer customization

负载连接方式 Load connection method
K1:外螺纹 External thread
K2:内螺纹 Internal thread
K3:杆端关节轴承 Rod end joint bearing
K4:杆端双叉销孔 Double fork pin hole at the rod end
K5:浮动接头 Floating connector
K6:用户定制 User customization

传感器 sensor
S3:3只标配常开 3 are normally open as standard
S2.1:2常闭1常开 1 2 normally closed 1 normally open
N3:3只NPN常开 3 NPN normally open
P3:3只PNP常开 3 PNP normally open
N2.1:NPN 2常闭1常开 1 NPN 2 normally closed 1 normally open
P2.1:PNP 2常闭1常开 1 PNP 2 normally closed 1 normally open

缸体内径 (mm) Inner diameter of cylinder body	∅125		
缸体外形 (mm) Cylinder body shape	134*134		
丝杆直径 (mm) Screw diameter	∅50		
伺服功率 Servo power	5KW		
伺服转速(r/min) Servo speed	1500		
导程(mm) Lead	10		
减速比 Reduction ratio	1	3	5
最高速度(mm/s) Maximum speed	250	83	50
额定出力(Kg) Rated output	1580	4747	7912
额定承载 Rated load capacity	5T		
本体最大承载 Maximum load-bearing capacity of the body	6T		
行程(mm) stroke	50-2000		
重复定位精度(mm) Repetitive positioning accuracy	±0.02/±0.01(研磨丝杆)		
防护等级 Protection grade	Ip65		
有效行程 Effective stroke	50	100	150
重量kg Weight	20.9	23	25.1
	行程每增加50mm,重量增加2.1kg For every50mm increase in travel, the weight increases by 2.1kg		

注:其他功率伺服电机匹配参数请与我们联系:18068262110
Note: For other matching parameters of power servo motors, please contact us at 18068262110

负载连接方式 Load connection method

*注:其他连接方式需要定制时请与我司工程师联系
*Note: If other connection methods need to be customized, please contact our engineers

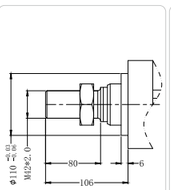

K1 外螺纹 External thread

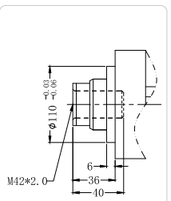

K2 内螺纹 Internal thread

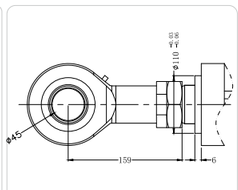

K3 杆端关节轴承 Rod end joint bearing

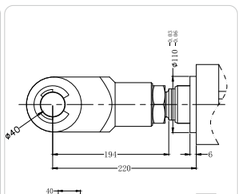

K4 杆端双插销孔 Double pin holes at the rod end

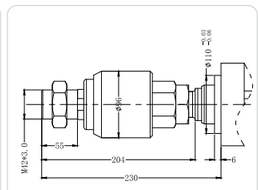

K5 浮动接头 Floating connector

直连式 Direct connection type

2D CAD 3D CAD

*注:匹配不同品牌电机减速机、不同功率时,电机安装板尺寸可能会有变化
*Note: When matching different brands of motor reducers and different powers, the size of the motor mounting plate may vary

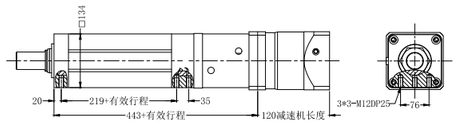

H1 底部螺纹孔 Bottom threaded hole

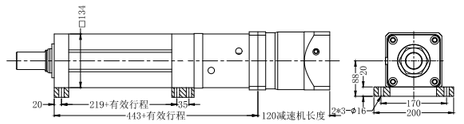

H2 底板 Base plate

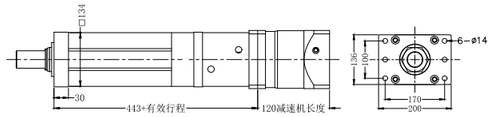

H3 前法兰 Front flange

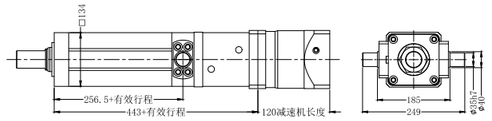

H5 尾部凸销 Tail protruding pin

折返式 Foldback

2D CAD 3D CAD

*注:匹配不同品牌电机减速机、不同功率时,电机安装板尺寸可能会有变化
*Note: When matching different brands of motor reducers and different powers, the size of the motor mounting plate may vary

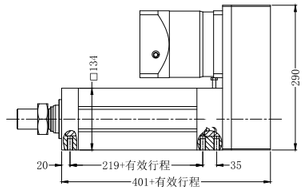

H1 底部螺纹孔 Bottom threaded hole

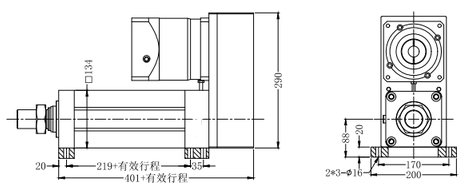

H2 底板 Base plate

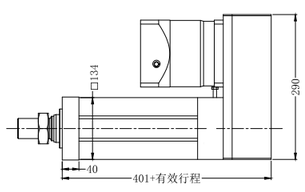

H3 前法兰 Front flange

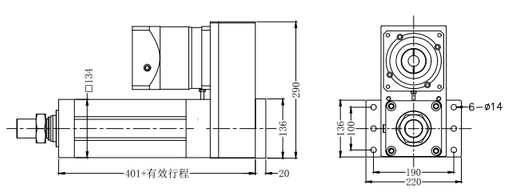

H4 尾部法兰 Tail flange

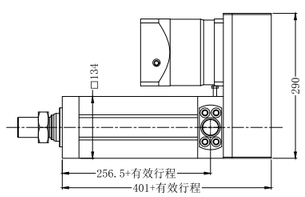

H5 尾部凸销 Tail protruding pin

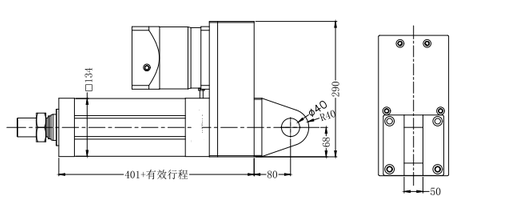

H6 尾部销孔 Tail pin hole

注:折返式行程≤100mm时,电机长度可能会超过前法兰
Note: When the return stroke is ≤100mm, the motor length may exceed the front flange

YKC 140 – L100 – B 10 R E – H1 K1 S3 3/50W

电动缸系列 Electric cylinder series

截面尺寸(mm) Section size
134x134

行程(mm) Travel distance
50~2000
50间隔 50mm Pitch

丝杆类型 Screw type
A:梯形 Trapezoid
B:滚珠 Ball bearings

丝杆导程 Lead Screw
10mm

减速比/功率 Reduction /ratio power

推杆设计 Push rod design
R:可旋转 Rotatable
无:不可旋转 Non rotatable

电机连接 Motor connection
E:直连 Direct connection
F:折返 Turn back
L:转角 Corner

电缸安装方式 Installation method of electric cylinder
H1:底部螺纹 Bottom thread
H2:底板 Base plate
H3:前法兰 Front flange
H4:尾部法兰 Tail flange
H5:尾部凸销 Tail protruding pin
H6:尾部销孔 Tail pin hole
H7:客户定制 Customer customization

负载连接方式 Load connection method
K1:外螺纹 External thread
K2:内螺纹 Internal thread
K3:杆端关节轴承 Rod end joint bearing
K4:杆端双叉销孔 Double fork pin hole at the rod end
K5:浮动接头 Floating connector
K6:用户定制 User customization

传感器 sensor
S3:3只标配常开 3 are normally open as standard
S2.1: 2常闭1常开 1 2 normally closed 1 normally open
N3:3只NPN常开 3 NPN normally open
P3:3只PNP常开 3 PNP normally open
N2.1: NPN 2常闭1常开 1 NPN 2 normally closed 1 normally open
P2.1: PNP 2常闭1常开 1 PNP 2 normally closed 1 normally open

缸体内径 (mm) Inner diameter of cylinder body	∅125	
缸体外形 (mm) Cylinder body shape	140*140	
丝杆直径 (mm) Screw diameter	∅50	
伺服功率 Servo power	5KW	
伺服转速(r/min) Servo speed	1500	
导程(mm) Lead	10	
减速比 Reduction ratio	1	7
最高速度(mm/s) Maximum speed	250	35
额定出力(Kg) Rated output	1580	10000
额定承载 Rated load capacity	10T	
本体最大承载 Maximum load-bearing capacity of the body	11T	
行程(mm) stroke	50-2000	
重复定位精度(mm) Repetitive positioning accuracy	±0.02/±0.01(研磨丝杆)	
防护等级 Protection grade	Ip65	
有效行程 Effective stroke	50	100
重量kg Weight	34.88	37.58
	行程每增加50mm,重量增加2.7kg For every50mm increase in travel, the weight increases by 2.7kg	

注:其他功率伺服电机匹配参数请与我们联系:18068262110
Note: For other matching parameters of power servo motors, please contact us at 18068262110

负载连接方式 Load connection method

*注:其他连接方式需要定制时请与我司工程师联系
*Note: If other connection methods need to be customized, please contact our engineers

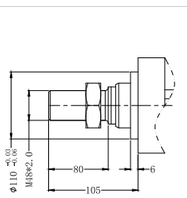

K1 外螺纹 External thread

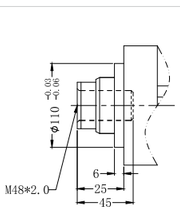

K2 内螺纹 Internal thread

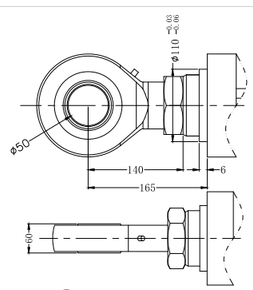

K3 杆端关节轴承 Rod end joint bearing

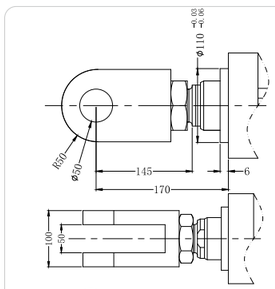

K4 杆端双插销孔 Double pin holes at the rod end

直连式 Direct connection type

2D CAD 3D CAD

*注:匹配不同品牌电机减速机、不同功率时,电机安装板尺寸可能会有变化
*Note: When matching different brands of motor reducers and different powers, the size of the motor mounting plate may vary

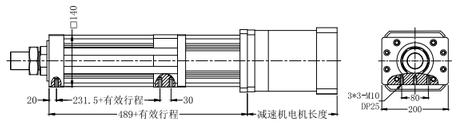

H1 底部螺纹孔 Bottom threaded hole

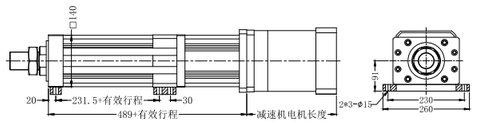

H2 底板 Base plate

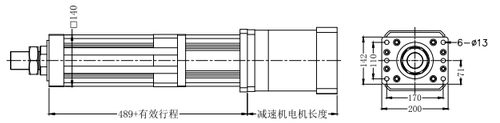

H3 前法兰 Front flange

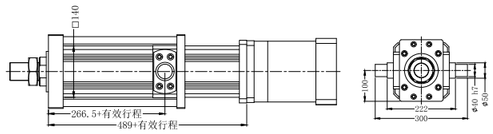

H5 尾部凸销 Tail protruding pin

折返式 Foldback

2D CAD 3D CAD

*注:匹配不同品牌电机减速机、不同功率时,电机安装板尺寸可能会有变化
*Note: When matching different brands of motor reducers and different powers, the size of the motor mounting plate may vary

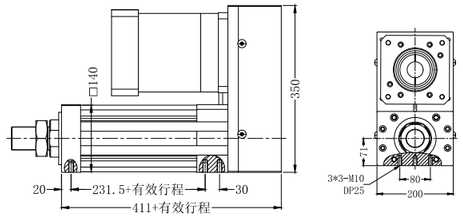

H1 底部螺纹孔 Bottom threaded hole

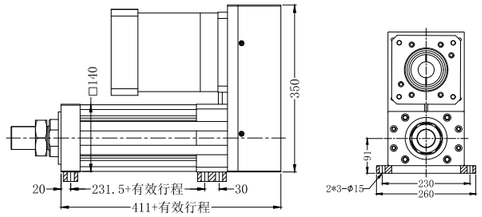

H2 底板 Base plate

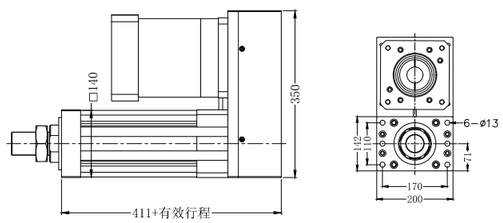

H3 前法兰 Front flange

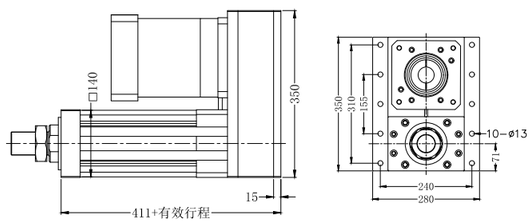

H4 尾部法兰 Tail flange

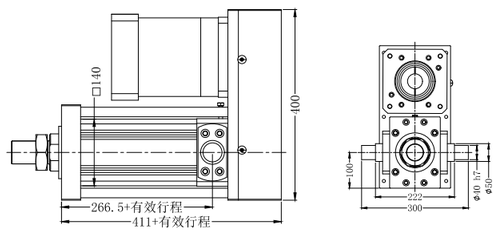

H5 尾部凸销 Tail protruding pin

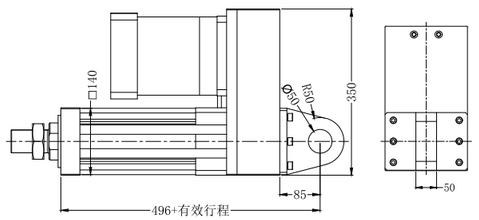

H6 尾部销孔 Tail pin hole

注:折返式行程≤250mm时,电机长度可能会超过前法兰
Note: When the return stroke is ≤250mm, the motor length may exceed the front flange

YKC 180 – L100 – B 20 R E – H1 K1 S3 3/50W

电动缸系列
Electric cylinder series

截面尺寸(mm)
Section size
190x190

行程(mm)
Travel distance
50~3700
50间隔
50mm Pitch

丝杆类型
Screw type
A:梯形
Trapezoid
B:滚珠
Ball bearings

丝杆导程
Lead Screw
20mm

减速比/功率
Reduction /ratio power

推杆设计
Push rod design
R:可旋转
Rotatable
无:不可旋转
Non rotatable

电机连接
Motor connection
E:直连
Direct connection
F:折返
Turn back
L:转角
Corner

电缸安装方式
Installation method of electric cylinder
H1:底部螺纹
Bottom thread
H2:底板
Base plate
H3:前法兰
Front flange
H4:尾部法兰
Tail flange
H5:尾部凸销
Tail protruding pin
H6:尾部销孔
Tail pin hole
H7:客户定制
Customer customization

负载连接方式
Load connection method
K1:外螺纹
External thread
K2:内螺纹
Internal thread
K3:杆端关节轴承
Rod end joint bearing
K4:杆端双叉销孔
Double fork pin hole at the rod end
K5:浮动接头
Floating connector
K6:用户定制
User customization

传感器
sensor
S3:3只标配常开
3 are normally open as standard
S2.1: 2常闭1常开
1 2 normally closed 1 normally open
N3:3只NPN常开
3 NPN normally open
P3:3只PNP常开
3 PNP normally open
N2.1: NPN 2常闭1常开
1 NPN 2 normally closed 1 normally open
P2.1: PNP 2常闭1常开
1 PNP 2 normally closed 1 normally open

缸体内径 (mm) Inner diameter of cylinder body	∅140					
缸体外形 (mm) Cylinder body shape	∅178					
丝杆直径 (mm) Screw diameter	∅63					
伺服功率 Servo power	7.5KW					
伺服转速(r/min) Servo speed	1500					
导程(mm) Lead	20					
减速比 Reduction ratio	1	10	20			
最高速度(mm/s) Maximum speed	500	50	25			
额定出力(Kg) Rated output	1085	10851	21700			
额定承载 Rated load capacity	20T					
本体最大承载 Maximum load-bearing capacity of the body	25T					
行程(mm) stroke	50-3700					
重复定位精度(mm) Repetitive positioning accuracy	±0.02					
防护等级 Protection grade	Ip65					
有效行程 Effective stroke	50	100	150	200	250	300
重量kg Weight	125.5	131.6	137.7	143.8	149.9	156
	行程每增加50mm,重量增加6.1kg For every50mm increase in travel, the weight increases by6.1kg					

注:其他功率伺服电机匹配参数请与我们联系:18068262110
Note: For other matching parameters of power servo motors, please contact us at 18068262110

负载连接方式 Load connection method

*注:其他连接方式需要定制时请与我司工程师联系
*Note: If other connection methods need to be customized, please contact our engineers

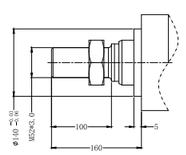

K1 外螺纹
External thread

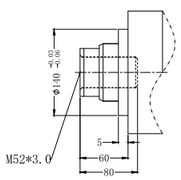

K2 内螺纹
Internal thread

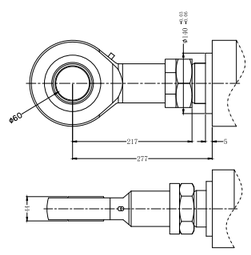

K3 杆端关节轴承
Rod end joint bearing

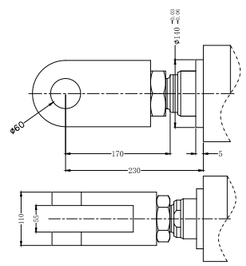

K4 杆端双插销孔
Double pin holes at the rod end

直连式 Direct connection type

2D CAD 3D CAD

*注:匹配不同品牌电机减速机、不同功率时,电机安装板尺寸可能会有变化
*Note: When matching different brands of motor reducers and different powers, the size of the motor mounting plate may vary

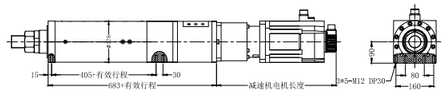

H1 底部螺纹孔
Bottom threaded hole

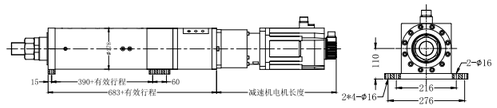

H2 底板
Base plate

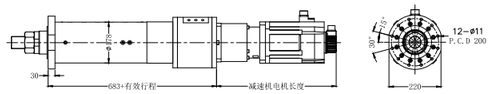

H3 前法兰
Front flange

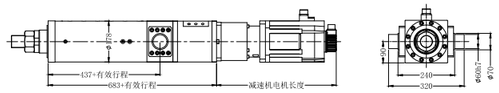

H5 尾部凸销
Tail protruding pin

折返式 Foldback

2D CAD 3D CAD

*注:匹配不同品牌电机减速机、不同功率时,电机安装板尺寸可能会有变化
*Note: When matching different brands of motor reducers and different powers, the size of the motor mounting plate may vary

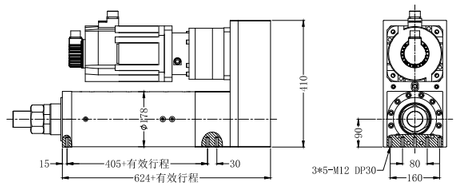

H1 底部螺纹孔
Bottom threaded hole

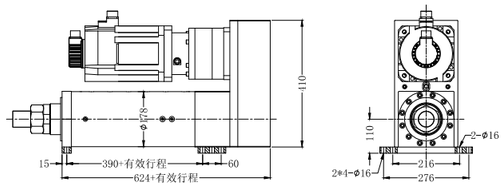

H2 底板
Base plate

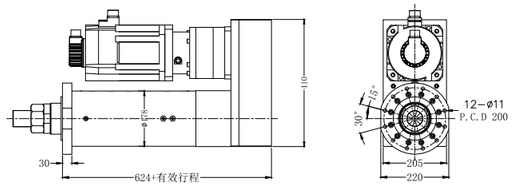

H3 前法兰
Front flange

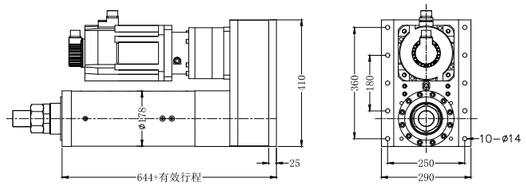

H4 尾部法兰
Tail flange

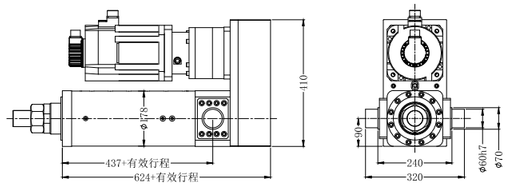

H5 尾部凸销
Tail protruding pin

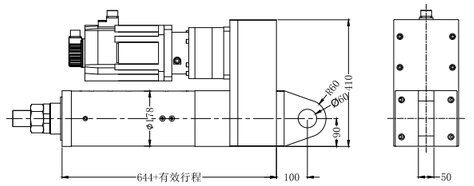

H6 尾部销孔
Tail pin hole

注:折返式行程≤50mm时,电机长度可能会超过前法兰
Note: When the return stroke is ≤50mm, the motor length may exceed the front flange

YKC 220 – L100 – B 20 R E – H1 K1 S3 3/50W

电动缸系列
Electric cylinder series

截面尺寸(mm)
Section size
220x220

行程(mm)
Travel distance
50~4500
50间隔
50mm Pitch

丝杆类型
Screw type
A:梯形
Trapezoid
B:滚珠
Ball bearings

丝杆导程
Lead Screw
20mm

减速比/功率
Reduction /ratio power

推杆设计
Push rod design
R:可旋转
Rotatable
无:不可旋转
Non rotatable

电机连接
Motor connection
E:直连
Direct connection
F:折返
Turn back
L:转角
Corner

电缸安装方式
Installation method of electric cylinder
H1:底部螺纹
Bottom thread
H2:底板
Base plate
H3:前法兰
Front flange
H4:尾部法兰
Tail flange
H5:尾部凸销
Tail protruding pin
H6:尾部销孔
Tail pin hole
H7:客户定制
Customer customization

负载连接方式
Load connection method
K1:外螺纹
External thread
K2:内螺纹
Internal thread
K3:杆端关节轴承
Rod end joint bearing
K4:杆端双叉销孔
Double fork pin hole at the rod end
K5:浮动接头
Floating connector
K6:用户定制
User customization

传感器
sensor
S3:3只标配常开
3 are normally open as standard
S2.1:2常闭1常开
1 2 normally closed 1 normally open
N3:3只NPN常开
3 NPN normally open
P3:3只PNP常开
3 PNP normally open
N2.1:NPN 2常闭1常开
1 NPN 2 normally closed 1 normally open
P2.1:PNP 2常闭1常开
1 PNP 2 normally closed 1 normally open

缸体内径(mm) Inner diameter of cylinder body	∅180	
缸体外形(mm) Cylinder body shape	∅219	
丝杆直径(mm) Screw diameter	∅80	
伺服功率 Servo power	7.5KW	
伺服转速(r/min) Servo speed	1500	
导程(mm) Lead	20	
减速比 Reduction ratio	1	25
最高速度(mm/s) Maximum speed	500	20
额定出力(Kg) Rated output	1085	27129
额定承载 Rated load capacity	30T	
本体最大承载 Maximum load-bearing capacity of the body	35T	
行程(mm) stroke	50-4500	
重复定位精度(mm) Repetitive positioning accuracy	±0.02/±0.01	
防护等级 Protection grade	Ip65	
有效行程 Effective stroke	50 100 150 200 250 300 350 400 450 500 550 600	
重量kg Weight	204.1 211.1 218.1 225.1 232.1 239.1 246.1 253.1 260.1 267.1 274.1 281.1	
	行程每增加50mm,重量增加7kg For every50mm increase in travel, the weight increases by7kg	

注:其他功率伺服电机匹配参数请与我们联系:18068262110
Note: For other matching parameters of power servo motors, please contact us at 18068262110

负载连接方式 Load connection method

*注:其他连接方式需要定制时请与我司工程师联系
*Note: If other connection methods need to be customized, please contact our engineers

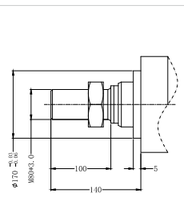

K1 外螺纹
External thread

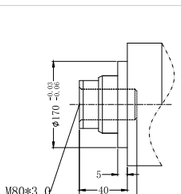

K2 内螺纹
Internal thread

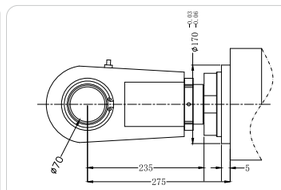

K3 杆端关节轴承
Rod end joint bearing

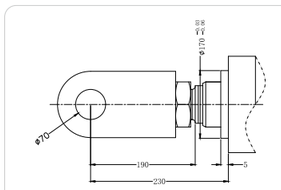

K4 杆端双插销孔
Double pin holes at the rod end

直连式 Direct connection type

2D CAD 3D CAD

*注:匹配不同品牌电机减速机、不同功率时,电机安装板尺寸可能会有变化
*Note: When matching different brands of motor reducers and different powers, the size of the motor mounting plate may vary

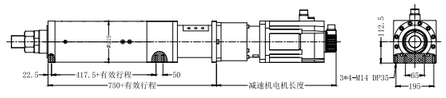

H1 底部螺纹孔
Bottom threaded hole

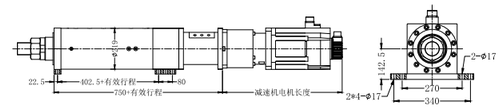

H2 底板
Base plate

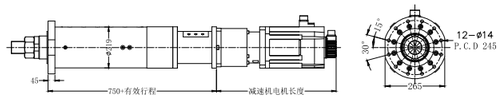

H3 前法兰
Front flange

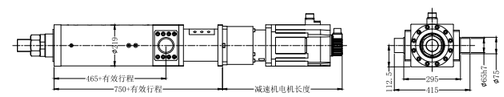

H5 尾部凸销
Tail protruding pin

折返式 Foldback

2D CAD 3D CAD

*注:匹配不同品牌电机减速机、不同功率时,电机安装板尺寸可能会有变化
*Note: When matching different brands of motor reducers and different powers, the size of the motor mounting plate may vary

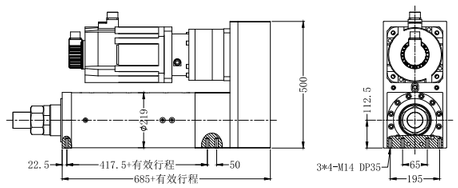

H1 底部螺纹孔
Bottom threaded hole

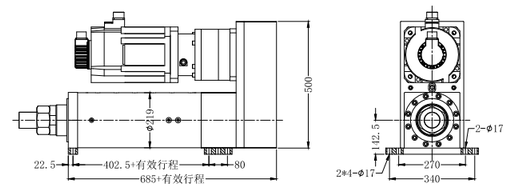

H2 底板
Base plate

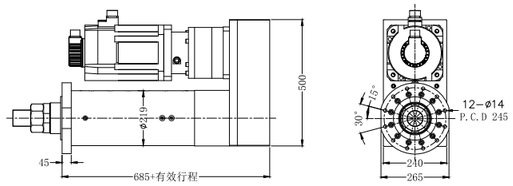

H3 前法兰
Front flange

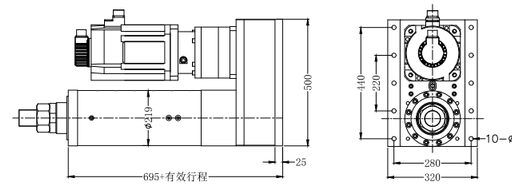

H4 尾部法兰
Tail flange

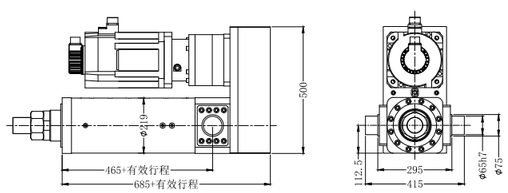

H5 尾部凸销
Tail protruding pin

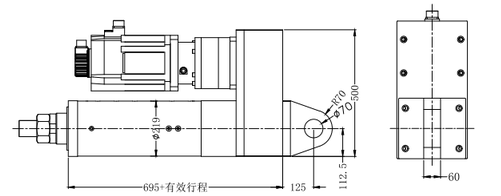

H6 尾部销孔
Tail pin hole

注:折返式行程≤100mm时,电机长度可能会超过前法兰
Note: When the return stroke is ≤100mm, the motor length may exceed the front flange

YKC 270 – L100 – B 20 R E – H1 K1 S3 3/50W

电动缸系列
Electric cylinder series

截面尺寸(mm)
Section size
270x270

行程(mm)
Travel distance
50~6000
50间隔
50mm Pitch

丝杆类型
Screw type
A:梯形
Trapezoid
B:滚珠
Ball bearings

丝杆导程
Lead Screw
20mm
25mm

减速比/功率
Reduction /ratio power

推杆设计
Push rod design
R:可旋转
Rotatable
无:不可旋转
Non rotatable

电机连接
Motor connection
E:直连
Direct connection
F:折返
Turn back
L:转角
Corner

电缸安装方式
Installation method of electric cylinder
H1:底部螺纹
Bottom thread
H2:底板
Base plate
H3:前法兰
Front flange
H4:尾部法兰
Tail flange
H5:尾部凸销
Tail protruding pin
H6:尾部销孔
Tail pin hole
H7:客户定制
Customer customization

负载连接方式
Load connection method
K1:外螺纹
External thread
K2:内螺纹
Internal thread
K3:杆端关节轴承
Rod end joint bearing
K4:杆端双叉销孔
Double fork pin hole at the rod end
K5:浮动接头
Floating connector
K6:用户定制
User customization

传感器
sensor
S3:3只标配常开
3 are normally open as standard
S2.1: 2常闭1常开
1 2 normally closed 1 normally open
N3:3只NPN常开
3 NPN normally open
P3:3只PNP常开
3 PNP normally open
N2.1: NPN 2常闭1常开
1 NPN 2 normally closed 1 normally open
P2.1: PNP 2常闭1常开
1 PNP 2 normally closed 1 normally open

缸体内径 (mm) Inner diameter of cylinder body	∅220			
缸体外形 (mm) Cylinder body shape	∅270			
丝杆直径 (mm) Screw diameter	∅100			
伺服功率 Servo power	11.8KW			
伺服转速(r/min) Servo speed	1500			
导程(mm) Lead	20		25	
减速比 Reduction ratio	1	40	1	30
最高速度(mm/s) Maximum speed	500	12.5	500	16
额定出力(Kg) Rated output	1085	43407	1695	50868
额定承载 Rated load capacity	50T			
本体最大承载 Maximum load-bearing capacity of the body	60T			
行程(mm) stroke	50-6000			
重复定位精度(mm) Repetitive positioning accuracy	±0.02			
防护等级 Protection grade	Ip65			
有效行程 Effective stroke	50	100	150	200	250	300
重量kg Weight	357.7	371.6	385.5	399.4	413.3	427.2
	行程每增加50mm,重量增加13.9kg For every50mm increase in travel, the weight increases by 13.9kg					

注:其他功率伺服电机匹配参数请与我们联系:18068262110
Note: For other matching parameters of power servo motors, please contact us at 18068262110

负载连接方式 Load connection method

*注:其他连接方式需要定制时请与我司工程师联系
*Note: If other connection methods need to be customized, please contact our engineers

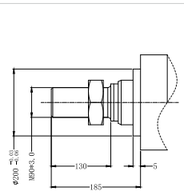

K1 外螺纹
External thread

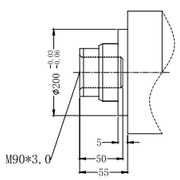

K2 内螺纹
External thread

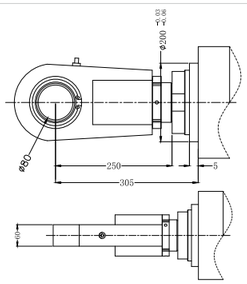

K3 杆端关节轴承
Rod end joint bearing

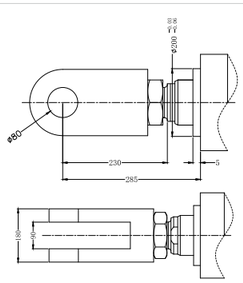

K4 杆端双插销孔
Double pin holes at the rod end

直连式 Direct connection type

2D CAD 3D CAD

*注:匹配不同品牌电机减速机、不同功率时,电机安装板尺寸可能会有变化
*Note: When matching different brands of motor reducers and different powers, the size of the motor mounting plate may vary

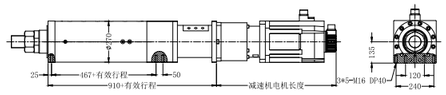

H1 底部螺纹孔
Bottom threaded hole

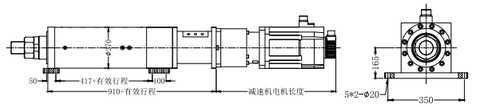

H2 底板
Base plate

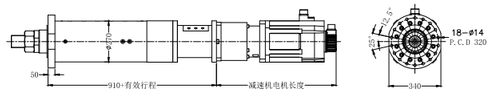

H3 前法兰
Front flange

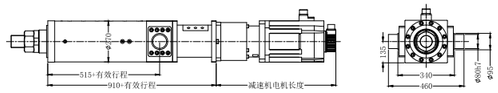

H5 尾部凸销
Tail protruding pin

折返式 Foldback

2D CAD 3D CAD

*注:匹配不同品牌电机减速机、不同功率时,电机安装板尺寸可能会有变化
*Note: When matching different brands of motor reducers and different powers, the size of the motor mounting plate may vary

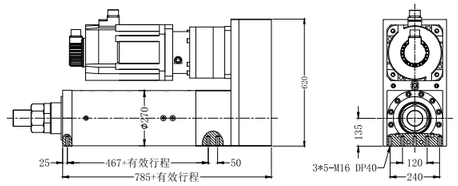

H1 底部螺纹孔
Bottom threaded hole

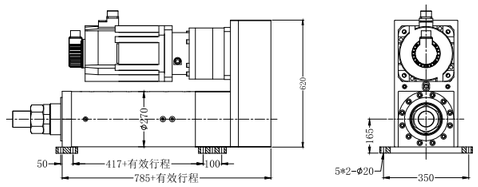

H2 底板
Base plate

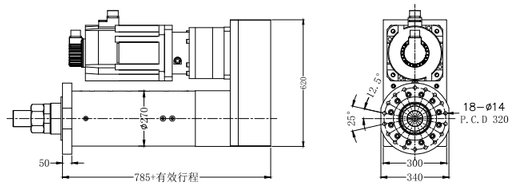

H3 前法兰
Front flange

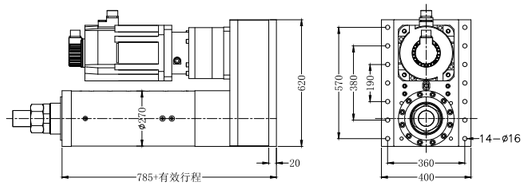

H4 尾部法兰
Tail flange

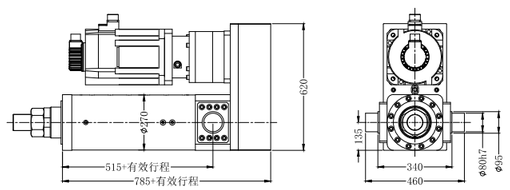

H5 尾部凸销
Tail protruding pin

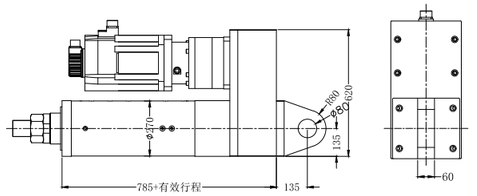

H6 尾部销孔
Tail pin hole

注:折返式行程≤200mm时,电机长度可能会超过前法兰
Note: When the return stroke is ≤200mm, the motor length may exceed the front flange

YKC 320 – L100 – B 32 R E – H1 K1 S3 3/50W

电动缸系列
Electric cylinder series

截面尺寸(mm)
Section size
320x320

行程(mm)
Travel distance
50~2000
50间隔
50mm Pitch

丝杆类型
Screw type
A:梯形
Trapezoid
B:滚珠
Ball bearings

丝杆导程
Lead Screw
32mm

减速比/功率
Reduction /ratio power

推杆设计
Push rod design
R:可旋转
Rotatable
无:不可旋转
Non rotatable

电机连接
Motor connection
E:直连
Direct connection
F:折返
Turn back
L:转角
Corner

电缸安装方式
Installation method of electric cylinder
H1:底部螺纹
Bottom thread
H2:底板
Base plate
H3:前法兰
Front flange
H4:尾部法兰
Tail flange
H5:尾部凸销
Tail protruding pin
H6:尾部销孔
Tail pin hole
H7:客户定制
Customer customization

负载连接方式
Load connection method
K1:外螺纹
External thread
K2:内螺纹
Internal thread
K3:杆端关节轴承
Rod end joint bearing
K4:杆端双叉销孔
Double fork pin hole at the rod end
K5:浮动接头
Floating connector
K6:用户定制
User customization

传感器
sensor
S3:3只标配常开
3 are normally open as standard
S2.1:2常闭1常开
1 2 normally closed 1 normally open
N3:3只NPN常开
3 NPN normally open
P3:3只PNP常开
3 PNP normally open
N2.1:NPN 2常闭1常开
1 NPN 2 normally closed 1 normally open
P2.1:PNP 2常闭1常开
1 PNP 2 normally closed 1 normally open

缸体内径(mm) Inner diameter of cylinder body	∅280			
缸体外形(mm) Cylinder body shape	∅320			
丝杆直径(mm) Screw diameter	∅125			
伺服功率 Servo power	15KW		22KW	
伺服转速(r/min) Servo speed	1000		1500	
导程(mm) Lead	32		32	
减速比 Reduction ratio	1	32	1	32
最高速度(mm/s) Maximum speed	533	16	800	22
额定出力(Kg) Rated output	2048	65563	1978	69237
额定承载 Rated load capacity	80T			
本体最大承载 Maximum load-bearing capacity of the body	88T			
行程(mm) stroke	50-2000			
重复定位精度(mm) Repetitive positioning accuracy	±0.02/±0.01			
防护等级 Protection grade	Ip65			
有效行程 Effective stroke	50	100	150	200
重量kg Weight	479.8	498.3	516.8	535.3
	行程每增加50mm,重量增加18.5kg For every50mm increase in travel, the weight increases by18.5kg			

注:其他功率伺服电机匹配参数请与我们联系:18068262110
Note: For other matching parameters of power servo motors, please contact us at 18068262110

负载连接方式 Load connection method

*注:其他连接方式需要定制时请与我司工程师联系
*Note: If other connection methods need to be customized, please contact our engineers

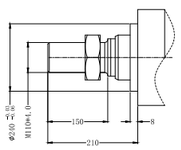

K1 外螺纹
External thread

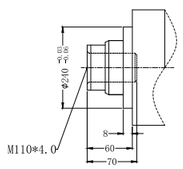

K2 内螺纹
Internal thread

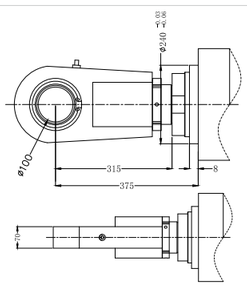

K3 杆端关节轴承
Rod end joint bearing

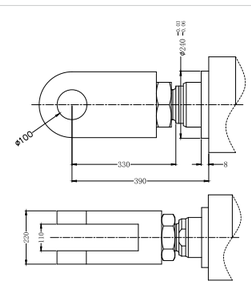

K4 杆端双插销孔
Double pin holes at the rod end

直连式 Direct connection type

2D CAD 3D CAD

*注:匹配不同品牌电机减速机、不同功率时,电机安装板尺寸可能会有变化
*Note: When matching different brands of motor reducers and different powers, the size of the motor mounting plate may vary

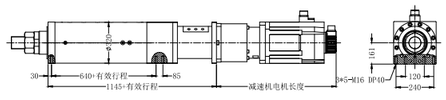

H1 底部螺纹孔
Bottom threaded hole

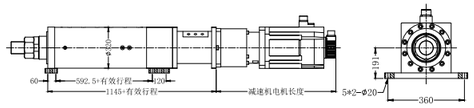

H2 底板
Base plate

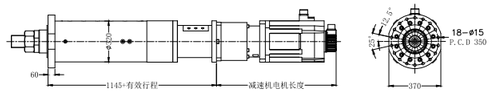

H3 前法兰
Front flange

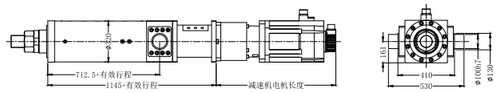

H5 尾部凸销
Tail protruding pin

折返式 Foldback

2D CAD 3D CAD

*注:匹配不同品牌电机减速机、不同功率时,电机安装板尺寸可能会有变化
*Note: When matching different brands of motor reducers and different powers, the size of the motor mounting plate may vary

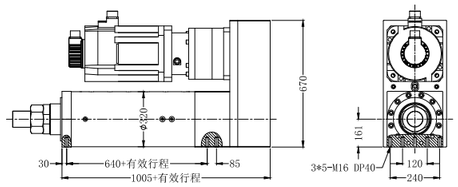

H1 底部螺纹孔
Bottom threaded hole

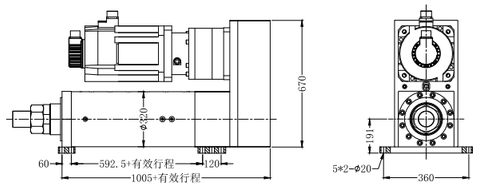

H2 底板
Base plate

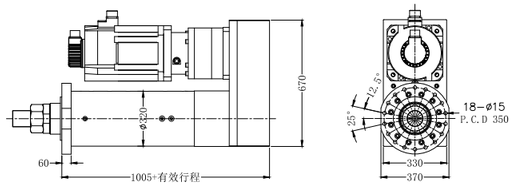

H3 前法兰
Front flange

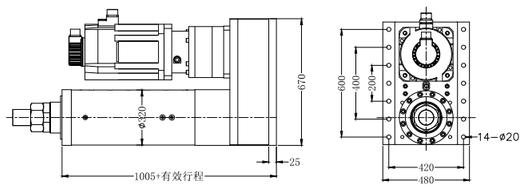

H4 尾部法兰
Tail flange

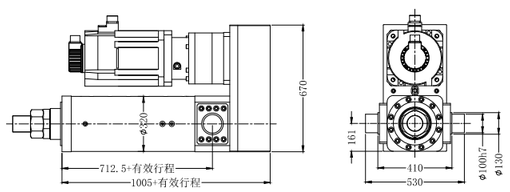

H5 尾部凸销
Tail protruding pin

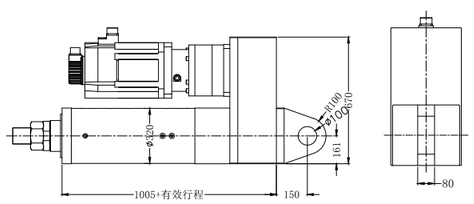

H6 尾部销孔
Tail pin hole

注:折返式行程≤150mm时,电机长度可能会超过前法兰
Note: When the return stroke is ≤150mm, the motor length may exceed the front flange

YKC 420 – L100 – B 32 R E – H1 K1 S3 3/50W

电动缸系列
Electric cylinder series

截面尺寸(mm)
Section size
420x420

行程(mm)
Travel distance
50~7000
50间隔
50mm Pitch

丝杆类型
Screw type
A:梯形
Trapezoid
B:滚珠
Ball bearings

丝杆导程
Lead Screw
32mm

减速比/功率
Reduction /ratio power

推杆设计
Push rod design
R:可旋转
Rotatable
无:不可旋转
Non rotatable

电机连接
Motor connection
E:直连
Direct connection
F:折返
Turn back
L:转角
Corner

电缸安装方式
Installation method of electric cylinder
H1:底部螺纹
Bottom thread
H2:底板
Base plate
H3:前法兰
Front flange
H4:尾部法兰
Tail flange
H5:尾部凸销
Tail protruding pin
H6:尾部销孔
Tail pin hole
H7:客户定制
Customer customization

负载连接方式
Load connection method
K1:外螺纹
External thread
K2:内螺纹
Internal thread
K3:杆端关节轴承
Rod end joint bearing
K4:杆端双叉销孔
Double fork pin hole at the rod end
K5:浮动接头
Floating connector
K6:用户定制
User customization

传感器
sensor
S3:3只标配常开
3 are normally open as standard
S2.1:2常闭1常开
1 2 normally closed 1 normally open
N3:3只NPN常开
3 NPN normally open
P3:3只PNP常开
3 PNP normally open
N2.1:NPN 2常闭1常开
1 NPN 2 normally closed 1 normally open
P2.1:PNP 2常闭1常开
1 PNP 2 normally closed 1 normally open

缸体内径(mm) Inner diameter of cylinder body	∅350							
缸体外形(mm) Cylinder body shape	∅420							
丝杆直径(mm) Screw diameter	∅200							
伺服功率 Servo power	42.4KW							
伺服转速(r/min) Servo speed	1500							
导程(mm) Lead	32							
减速比 Reduction ratio	1				40			
最高速度(mm/s) Maximum speed	800				20			
额定出力(Kg) Rated output	3052				106822			
额定承载 Rated load capacity	100T							
本体最大承载 Maximum load-bearing capacity of the body	110T							
行程(mm) stroke	50-7000							
重复定位精度(mm) Repetitive positioning accuracy	±0.02							
防护等级 Protection grade	Ip65							
有效行程 Effective stroke	50	100	150	200	250	300	350	400
重量kg Weight	1161.4	1201	1240.6	1280.2	1319.8	1359.4	1399	1438.6
	行程每增加50mm,重量增加39.6kg For every50mm increase in travel, the weight increases by39.6kg							

注:其他功率伺服电机匹配参数请与我们联系:18068262110
Note: For other matching parameters of power servo motors, please contact us at 18068262110

负载连接方式 Load connection method

*注:其他连接方式需要定制时请与我司工程师联系
*Note: If other connection methods need to be customized, please contact our engineers

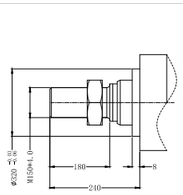

K1 外螺纹
External thread

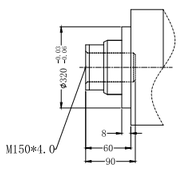

K2 内螺纹
Internal thread

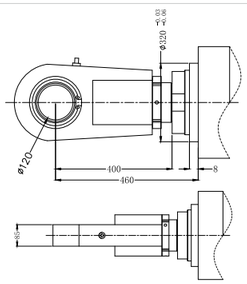

K3 杆端关节轴承
Rod end joint bearing

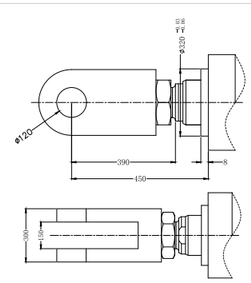

K4 杆端双插销孔
Double pin holes at the rod end

直连式 Direct connection type

2D CAD 3D CAD

*注:匹配不同品牌电机减速机、不同功率时,电机安装板尺寸可能会有变化
*Note: When matching different brands of motor reducers and different powers, the size of the motor mounting plate may vary

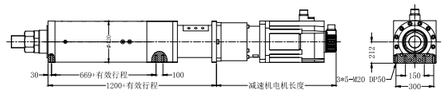

H1 底部螺纹孔
Bottom threaded hole

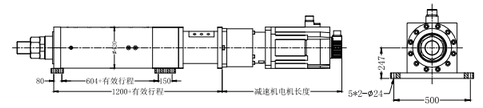

H2 底板
Base plate

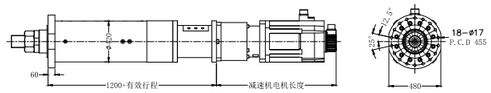

H3 前法兰
Front flange

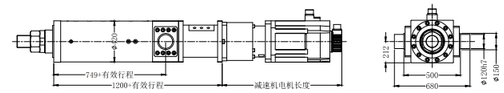

H5 尾部凸销
Tail protruding pin

折返式 Foldback

2D CAD 3D CAD

*注:匹配不同品牌电机减速机、不同功率时,电机安装板尺寸可能会有变化
*Note: When matching different brands of motor reducers and different powers, the size of the motor mounting plate may vary

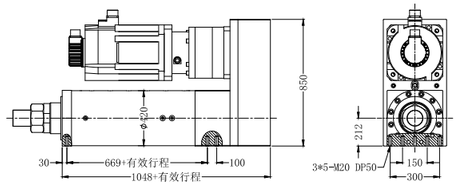

H1 底部螺纹孔
Bottom threaded hole

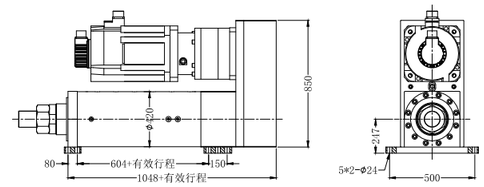

H2 底板
Base plate

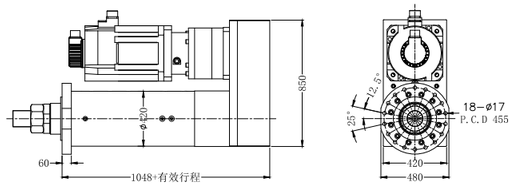

H3 前法兰
Front flange

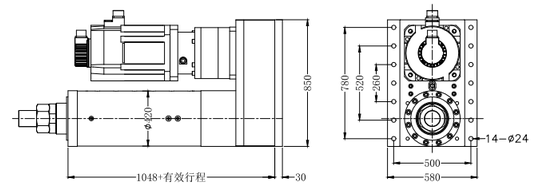

H4 尾部法兰
Tail flange

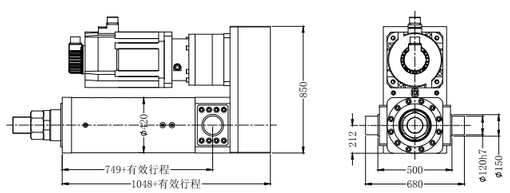

H5 尾部凸销
Tail protruding pin

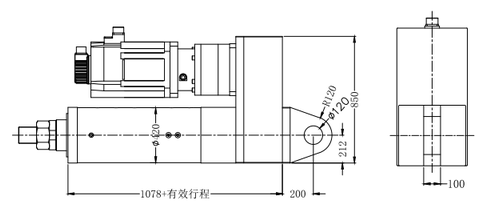

H6 尾部销孔
Tail pin hole

注:折返式行程≤200mm时,电机长度可能会超过前法兰
Note: When the return stroke is ≤200mm, the motor length may exceed the front flange